


Signage

Product Catalogue Edition 6

Our service is
second to none

1800 77 22 91

we get it.



“A friendly,
reliable supplier of
PPE and Workwear
known for excellent
customer service.”

we get it.



THE SOUTHLAND DIFFERENCE...

we get it.

For over 30 years Southland Supply Group has been servicing Australian industry. With warehouses in Sydney, Melbourne, Adelaide, Canberra and Wagga Wagga, we have never been better placed to provide a national supply solution.

The company is founded on a solid base of core values, which include Knowledge, Performance, Honesty and Integrity.

We base our supply package on the following key strengths:

CUSTOMER FOCUSED SERVICE:

Our service to you, the customer, is the essence of our company. We see our customers as our greatest assets.

LARGE STOCK HOLDINGS:

We carry large stocks to ensure you have a consistent and reliable supply source.

EXPRESS DELIVERY SYSTEMS:

We have a warehouse and distribution network that allows us to service customers Australia wide - shipping. WHAT you want, WHERE you want, WHEN you want!

DEDICATED AFTER SALES SUPPORT:

Our service extends from order to delivery and beyond. We are always there to help.

CONSTANT RESEARCH AND DEVELOPMENT:

Constant improvement and refinement ensures we keep pace with our customers and their needs.

A PROVEN PERFORMANCE RECORD:

More than 30 years' experience ensures you have industry service that you can rely on.

COMPETITIVE PRICING:

Our prices are constantly monitored against the marketplace to ensure you receive the best value.

THE PERFECT BALANCE:

We offer the perfect balance between big company value and small company service.

**OUR ENTIRE COMPANY, FROM THE WAREHOUSE
TO THE BOARDROOM, IS PASSIONATE ABOUT OUR
CUSTOMERS AND THEIR NEEDS.**



EYE PROTECTION MUST BE WORN IN THIS AREA

CODE	DETAILS
1003-BM	600 x 400 Metal
1003-BP	600 x 400 Poly
1003-BC	600 x 400 Corflute
1003-EM	400 x 300 Metal
1003-EP	400 x 300 Poly
1003-GM	300 x 225 Metal
1003-GP	300 x 225 Poly
1003-GA	300 x 225 Self Adhesive
1003-JA	150 x 225 Self Adhesive
1003-KA	125 x 90 Self Adhesive (Pack/5)
1003-LA	90 x 55 Self Adhesive (Pack/5)

EYE PROTECTION MUST BE WORN ON THIS SITE

CODE	DETAILS
1025-BM	600 x 400 Metal
1025-BP	600 x 400 Poly
1025-BC	600 x 400 Corflute
1025-EM	400 x 300 Metal
1025-EP	400 x 300 Poly
1025-GM	300 x 225 Metal
1025-GP	300 x 225 Poly
1025-GA	300 x 225 Self Adhesive
1025-JA	150 x 225 Self Adhesive
1025-KA	125 x 90 Self Adhesive (Pack/5)
1025-LA	90 x 55 Self Adhesive (Pack/5)

SAFETY HELMET MUST BE WORN IN THIS AREA

CODE	DETAILS
1006-BM	600 x 400 Metal
1006-BP	600 x 400 Poly
1006-BC	600 x 400 Corflute
1006-EM	400 x 300 Metal
1006-EP	400 x 300 Poly
1006-GM	300 x 200 Metal
1006-GP	300 x 200 Poly
1006-GA	300 x 200 Self Adhesive
1006-JA	150 x 225 Self Adhesive
1006-KA	125 x 90 Self Adhesive (Pack/5)
1006-LA	90 x 55 Self Adhesive (Pack/5)

HAIR PROTECTION MUST BE WORN IN THIS AREA

CODE	DETAILS
1007-BM	600 x 400 Metal
1007-BP	600 x 400 Poly
1007-BC	600 x 400 Corflute
1007-EM	400 x 300 Metal
1007-EP	400 x 300 Poly
1007-GM	300 x 200 Metal
1007-GP	300 x 200 Poly
1007-GA	300 x 200 Self Adhesive
1007-JA	150 x 225 Self Adhesive
1007-KA	125 x 90 Self Adhesive (Pack/5)
1007-LA	90 x 55 Self Adhesive (Pack/5)

EYE PROTECTION REQUIRED BEYOND THIS POINT

CODE	DETAILS
1033-BM	600 x 400 Metal
1033-BP	600 x 400 Poly
1033-BC	600 x 400 Corflute
1033-EM	400 x 300 Metal
1033-EP	400 x 300 Poly
1033-GM	300 x 200 Metal
1033-GP	300 x 200 Poly
1033-GA	300 x 200 Self Adhesive
1033-JA	150 x 225 Self Adhesive
1033-KA	125 x 90 Self Adhesive (Pack/5)
1033-LA	90 x 55 Self Adhesive (Pack/5)

GOGGLES MUST BE WORN IN THIS AREA

CODE	DETAILS
1004-BM	600 x 400 Metal
1004-BP	600 x 400 Poly
1004-BC	600 x 400 Corflute
1004-EM	400 x 300 Metal
1004-EP	400 x 300 Poly
1004-GM	300 x 200 Metal
1004-GP	300 x 200 Poly
1004-GA	300 x 200 Self Adhesive
1004-JA	150 x 225 Self Adhesive
1004-KA	125 x 90 Self Adhesive (Pack/5)
1004-LA	90 x 55 Self Adhesive (Pack/5)

RESPIRATOR MUST BE WORN IN THIS AREA

CODE	DETAILS
1009-BM	600 x 400 Metal
1009-BP	600 x 400 Poly
1009-BC	600 x 400 Corflute
1009-EM	400 x 300 Metal
1009-EP	400 x 300 Poly
1009-GM	300 x 200 Metal
1009-GP	300 x 200 Poly
1009-GA	300 x 200 Self Adhesive
1009-JA	150 x 225 Self Adhesive
1009-KA	125 x 90 Self Adhesive (Pack/5)
1009-LA	90 x 55 Self Adhesive (Pack/5)

MASK MUST BE WORN IN THIS AREA

CODE	DETAILS
1010-BM	600 x 400 Metal
1010-BP	600 x 400 Poly
1010-BC	600 x 400 Corflute
1010-EM	400 x 300 Metal
1010-EP	400 x 300 Poly
1010-GM	300 x 200 Metal
1010-GP	300 x 200 Poly
1010-GA	300 x 200 Self Adhesive
1010-JA	150 x 225 Self Adhesive
1010-KA	125 x 90 Self Adhesive (Pack/5)
1010-LA	90 x 55 Self Adhesive (Pack/5)

HEARING & EYE PROTECTION MUST BE WORN IN THIS AREA

CODE	DETAILS
1001-BM	600 x 400 Metal
1001-BP	600 x 400 Poly
1001-BC	600 x 400 Corflute
1001-EM	400 x 300 Metal
1001-EP	400 x 300 Poly
1001-GM	300 x 200 Metal
1001-GP	300 x 200 Poly
1001-GA	300 x 200 Self Adhesive
1001-JA	150 x 225 Self Adhesive
1001-KA	125 x 90 Self Adhesive (Pack/5)
1001-LA	90 x 55 Self Adhesive (Pack/5)

EYE PROTECTION MUST BE WORN WHEN EQUIPMENT IS OPERATING

CODE	DETAILS
1020-BM	600 x 400 Metal
1020-BP	600 x 400 Poly
1020-BC	600 x 400 Corflute
1020-EM	400 x 300 Metal
1020-EP	400 x 300 Poly
1020-GM	300 x 200 Metal
1020-GP	300 x 200 Poly
1020-GA	300 x 200 Self Adhesive
1020-JA	150 x 225 Self Adhesive
1020-KA	125 x 90 Self Adhesive (Pack/5)
1020-LA	90 x 55 Self Adhesive (Pack/5)

BREATHING APPARATUS MUST BE WORN IN THIS AREA

CODE	DETAILS
1028-BM	600 x 400 Metal
1028-BP	600 x 400 Poly
1028-BC	600 x 400 Corflute
1028-EM	400 x 300 Metal
1028-EP	400 x 300 Poly
1028-GM	300 x 200 Metal
1028-GP	300 x 200 Poly
1028-GA	300 x 200 Self Adhesive
1028-JA	150 x 225 Self Adhesive
1028-KA	125 x 90 Self Adhesive (Pack/5)
1028-LA	90 x 55 Self Adhesive (Pack/5)

HALF FACE MASK RESPIRATOR MUST BE WORN

CODE	DETAILS
1022-BM	600 x 400 Metal
1022-BP	600 x 400 Poly
1022-BC	600 x 400 Corflute
1022-EM	400 x 300 Metal
1022-EP	400 x 300 Poly
1022-GM	300 x 200 Metal
1022-GP	300 x 200 Poly
1022-GA	300 x 200 Self Adhesive
1022-JA	150 x 225 Self Adhesive
1022-KA	125 x 90 Self Adhesive (Pack/5)
1022-LA	90 x 55 Self Adhesive (Pack/5)

FACE SHIELD MUST BE WORN IN THIS AREA

CODE	DETAILS
1008-BM	600 x 400 Metal
1008-BP	600 x 400 Poly
1008-BC	600 x 400 Corflute
1008-EM	400 x 300 Metal
1008-EP	400 x 300 Poly
1008-GM	300 x 200 Metal
1008-GP	300 x 200 Poly
1008-GA	300 x 200 Self Adhesive
1008-JA	150 x 225 Self Adhesive
1008-KA	125 x 90 Self Adhesive (Pack/5)
1008-LA	90 x 55 Self Adhesive (Pack/5)

DOUBLE EYE PROTECTION MUST BE WORN

CODE	DETAILS
1030-BM	600 x 400 Metal
1030-BP	600 x 400 Poly
1030-BC	600 x 400 Corflute
1030-EM	400 x 300 Metal
1030-EP	400 x 300 Poly
1030-GM	300 x 200 Metal
1030-GP	300 x 200 Poly
1030-GA	300 x 200 Self Adhesive
1030-JA	150 x 225 Self Adhesive
1030-KA	125 x 90 Self Adhesive (Pack/5)
1030-LA	90 x 55 Self Adhesive (Pack/5)

GLOVES MUST BE WORN IN THIS AREA

CODE	DETAILS
1011-BM	600 x 400 Metal
1011-BP	600 x 400 Poly
1011-BC	600 x 400 Corflute
1011-EM	400 x 300 Metal
1011-EP	400 x 300 Poly
1011-GM	300 x 200 Metal
1011-GP	300 x 200 Poly
1011-GA	300 x 200 Self Adhesive
1011-JA	150 x 225 Self Adhesive
1011-KA	125 x 90 Self Adhesive (Pack/5)
1011-LA	90 x 55 Self Adhesive (Pack/5)

SAFETY FOOTWEAR MUST BE WORN IN THIS AREA

CODE	DETAILS
1012-BM	600 x 400 Metal
1012-BP	600 x 400 Poly
1012-BC	600 x 400 Corflute
1012-EM	400 x 300 Metal
1012-EP	400 x 300 Poly
1012-GM	300 x 200 Metal
1012-GP	300 x 200 Poly
1012-GA	300 x 200 Self Adhesive
1012-JA	150 x 225 Self Adhesive
1012-KA	125 x 90 Self Adhesive (Pack/5)
1012-LA	90 x 55 Self Adhesive (Pack/5)

HEARING PROTECTION MUST BE WORN WHEN EQUIPMENT IS OPERATING

CODE	DETAILS
1019-BM	600 x 400 Metal
1019-BP	600 x 400 Poly
1019-BC	600 x 400 Corflute
1019-EM	400 x 300 Metal
1019-EP	400 x 300 Poly
1019-GM	300 x 200 Metal
1019-GP	300 x 200 Poly
1019-GA	300 x 200 Self Adhesive
1019-JA	150 x 225 Self Adhesive
1019-KA	125 x 90 Self Adhesive (Pack/5)
1019-LA	90 x 55 Self Adhesive (Pack/5)

HEARING PROTECTION MUST BE WORN IN THIS AREA

CODE	DETAILS
1002-BM	600 x 400 Metal
1002-BP	600 x 400 Poly
1002-BC	600 x 400 Corflute
1002-EM	400 x 300 Metal
1002-EP	400 x 300 Poly
1002-GM	300 x 200 Metal
1002-GP	300 x 200 Poly
1002-GA	300 x 200 Self Adhesive
1002-JA	150 x 225 Self Adhesive
1002-KA	125 x 90 Self Adhesive (Pack/5)
1002-LA	90 x 55 Self Adhesive (Pack/5)

PROTECTIVE CLOTHING MUST BE WORN

CODE	DETAILS
1013-BM	600 x 400 Metal
1013-BP	600 x 400 Poly
1013-BC	600 x 400 Corflute
1013-EM	400 x 300 Metal
1013-EP	400 x 300 Poly
1013-GM	300 x 200 Metal
1013-GP	300 x 200 Poly
1013-GA	300 x 200 Self Adhesive
1013-JA	150 x 225 Self Adhesive
1013-KA	125 x 90 Self Adhesive (Pack/5)
1013-LA	90 x 55 Self Adhesive (Pack/5)

SAFETY VESTS MUST BE WORN

CODE	DETAILS
1014-BM	600 x 400 Metal
1014-BP	600 x 400 Poly
1014-BC	600 x 400 Corflute
1014-EM	400 x 300 Metal
1014-EP	400 x 300 Poly
1014-GM	300 x 200 Metal
1014-GP	300 x 200 Poly
1014-GA	300 x 200 Self Adhesive
1014-JA	150 x 225 Self Adhesive
1014-KA	125 x 90 Self Adhesive (Pack/5)
1014-LA	90 x 55 Self Adhesive (Pack/5)




APPROPRIATE SAFETY HARNESS & FALL ARREST MUST BE WORN & SECURED



APPROPRIATE SAFETY HARNESS & FALL ARREST MUST BE WORN & SECURED

CODE	DETAILS
1015-BM	600 x 400 Metal
1015-BP	600 x 400 Poly
1015-BC	600 x 400 Corflute
1015-EM	400 x 300 Metal
1015-EP	400 x 300 Poly
1015-GM	300 x 200 Metal
1015-GP	300 x 200 Poly
1015-GA	300 x 200 Self Adhesive
1015-JA	150 x 225 Self Adhesive
1015-KA	125 x 90 Self Adhesive (Pack/5)
1015-LA	90 x 55 Self Adhesive (Pack/5)

KEEP ALL CYLINDERS CHAINED



KEEP ALL CYLINDERS CHAINED

CODE	DETAILS
1016-BM	600 x 400 Metal
1016-BP	600 x 400 Poly
1016-BC	600 x 400 Corflute
1016-EM	400 x 300 Metal
1016-EP	400 x 300 Poly
1016-GM	300 x 200 Metal
1016-GP	300 x 200 Poly
1016-GA	300 x 200 Self Adhesive
1016-JA	150 x 225 Self Adhesive
1016-KA	125 x 90 Self Adhesive (Pack/5)
1016-LA	90 x 55 Self Adhesive (Pack/5)


FOOT WASH MUST BE USED



FOOT WASH MUST BE USED

CODE	DETAILS
1031-BM	600 x 400 Metal
1031-BP	600 x 400 Poly
1031-BC	600 x 400 Corflute
1031-EM	400 x 300 Metal
1031-EP	400 x 300 Poly
1031-GM	300 x 200 Metal
1031-GP	300 x 200 Poly
1031-GA	300 x 200 Self Adhesive
1031-JA	150 x 225 Self Adhesive
1031-KA	125 x 90 Self Adhesive (Pack/5)
1031-LA	90 x 55 Self Adhesive (Pack/5)


LONG SLEEVE SHIRT & TROUSERS MUST BE WORN



LONG SLEEVE SHIRT & TROUSERS MUST BE WORN

CODE	DETAILS
1097-BM	600 x 400 Metal
1097-BP	600 x 400 Poly
1097-BC	600 x 400 Corflute
1097-EM	400 x 300 Metal
1097-EP	400 x 300 Poly
1097-GM	300 x 200 Metal
1097-GP	300 x 200 Poly
1097-GA	300 x 200 Self Adhesive
1097-JA	150 x 225 Self Adhesive
1097-KA	125 x 90 Self Adhesive (Pack/5)
1097-LA	90 x 55 Self Adhesive (Pack/5)

GUARDS MUST BE IN PLACE BEFORE OPERATING MACHINERY



GUARDS MUST BE IN PLACE BEFORE OPERATING MACHINERY

CODE	DETAILS
1017-BM	600 x 400 Metal
1017-BP	600 x 400 Poly
1017-BC	600 x 400 Corflute
1017-EM	400 x 300 Metal
1017-EP	400 x 300 Poly
1017-GM	300 x 200 Metal
1017-GP	300 x 200 Poly
1017-GA	300 x 200 Self Adhesive
1017-JA	150 x 225 Self Adhesive
1017-KA	125 x 90 Self Adhesive (Pack/5)
1017-LA	90 x 55 Self Adhesive (Pack/5)


HANDS MUST BE WASHED BEFORE RETURNING TO WORK



HANDS MUST BE WASHED BEFORE RETURNING TO WORK

CODE	DETAILS
1018-BM	600 x 400 Metal
1018-BP	600 x 400 Poly
1018-BC	600 x 400 Corflute
1018-EM	400 x 300 Metal
1018-EP	400 x 300 Poly
1018-GM	300 x 200 Metal
1018-GP	300 x 200 Poly
1018-GA	300 x 200 Self Adhesive
1018-JA	150 x 225 Self Adhesive
1018-KA	125 x 90 Self Adhesive (Pack/5)
1018-LA	90 x 55 Self Adhesive (Pack/5)


WHEELS MUST BE CHOCKED



WHEELS MUST BE CHOCKED

CODE	DETAILS
1035-BM	600 x 400 Metal
1035-BP	600 x 400 Poly
1035-BC	600 x 400 Corflute
1035-EM	400 x 300 Metal
1035-EP	400 x 300 Poly
1035-GM	300 x 200 Metal
1035-GP	300 x 200 Poly
1035-GA	300 x 200 Self Adhesive
1035-JA	150 x 225 Self Adhesive
1035-KA	125 x 90 Self Adhesive (Pack/5)
1035-LA	90 x 55 Self Adhesive (Pack/5)

BLIND INTERSECTION SOUND HORN



BLIND INTERSECTION SOUND HORN

CODE	DETAILS
1039-BM	600 x 400 Metal
1039-BP	600 x 400 Poly
1039-BC	600 x 400 Corflute
1039-EM	400 x 300 Metal
1039-EP	400 x 300 Poly
1039-GM	300 x 200 Metal
1039-GP	300 x 200 Poly
1039-GA	300 x 200 Self Adhesive
1039-JA	150 x 225 Self Adhesive
1039-KA	125 x 90 Self Adhesive (Pack/5)
1039-LA	90 x 55 Self Adhesive (Pack/5)

AISLE MUST BE CLEAR



AISLE MUST BE KEPT CLEAR

CODE	DETAILS
1021-BM	600 x 400 Metal
1021-BP	600 x 400 Poly
1021-BC	600 x 400 Corflute
1021-EM	400 x 300 Metal
1021-EP	400 x 300 Poly
1021-GM	300 x 200 Metal
1021-GP	300 x 200 Poly
1021-GA	300 x 200 Self Adhesive
1021-JA	150 x 225 Self Adhesive
1021-KA	125 x 90 Self Adhesive (Pack/5)
1021-LA	90 x 55 Self Adhesive (Pack/5)

HIGH VISIBILITY CLOTHING MUST BE WORN IN THIS AREA



HIGH VISIBILITY CLOTHING MUST BE WORN IN THIS AREA

CODE	DETAILS
1023-BM	600 x 400 Metal
1023-BP	600 x 400 Poly
1023-BC	600 x 400 Corflute
1023-EM	400 x 300 Metal
1023-EP	400 x 300 Poly
1023-GM	300 x 200 Metal
1023-GP	300 x 200 Poly
1023-GA	300 x 200 Self Adhesive
1023-JA	150 x 225 Self Adhesive
1023-KA	125 x 90 Self Adhesive (Pack/5)
1023-LA	90 x 55 Self Adhesive (Pack/5)

COMBINATION MANDATORY SIGN ON THIS SITE HEARING/EYE, HARDHAT, FOOTWEAR, HI VIS


THIS PROTECTIVE EQUIPMENT MUST BE WORN ON THIS SITE



CODE	DETAILS
1054-AM	800 x 600 Metal
1054-AP	800 x 600 Poly
1054-AC	800 x 600 Corflute

COMBINATION MANDATORY SIGN IN THIS AREA HEARING/EYE, HARDHAT, FOOTWEAR, HI VIS

THIS PROTECTIVE EQUIPMENT MUST BE WORN IN THIS AREA



CODE	DETAILS
1055-AM	900 x 600 Metal
1055-AP	900 x 600 Poly
1055-AM	900 x 600 Corflute


HEARING PROTECTION MUST BE WORN ON THIS SITE



HEARING PROTECTION MUST BE WORN ON THIS SITE

CODE	DETAILS
1024-BM	600 x 400 Metal
1024-BP	600 x 400 Poly
1024-BC	600 x 400 Corflute
1024-EM	400 x 300 Metal
1024-EP	400 x 300 Poly
1024-GM	300 x 200 Metal
1024-GP	300 x 200 Poly
1024-GA	300 x 200 Self Adhesive
1024-JA	150 x 225 Self Adhesive
1024-KA	125 x 90 Self Adhesive (Pack/5)
1024-LA	90 x 55 Self Adhesive (Pack/5)

DOUBLE HEARING PROTECTION MUST BE WORN



DOUBLE HEARING PROTECTION MUST BE WORN

CODE	DETAILS
1029-BM	600 x 400 Metal
1029-BP	600 x 400 Poly
1029-BC	600 x 400 Corflute
1029-EM	400 x 300 Metal
1029-EP	400 x 300 Poly
1029-GM	300 x 200 Metal
1029-GP	300 x 200 Poly
1029-GA	300 x 200 Self Adhesive
1029-JA	150 x 225 Self Adhesive
1029-KA	125 x 90 Self Adhesive (Pack/5)
1029-LA	90 x 55 Self Adhesive (Pack/5)

COMBINATION MANDATORY SIGN ON THIS SITE HARDHAT, FOOTWEAR, HI VIS

THIS PROTECTIVE EQUIPMENT MUST BE WORN ON THIS SITE



CODE	DETAILS
1056-AM	900 x 600 Metal
1056-AP	900 x 600 Poly
1056-AC	900 x 600 Corflute

COMBINATION MANDATORY SIGN IN THIS AREA HARDHAT, FOOTWEAR, HI VIS

THIS PROTECTIVE EQUIPMENT MUST BE WORN IN THIS AREA



CODE	DETAILS
1057-AM	900 x 600 Metal
1057-AP	900 x 600 Poly
1057-AC	900 x 600 Corflute

SAFETY FOOTWEAR MUST BE WORN ON THIS SITE



SAFETY FOOTWEAR MUST BE WORN ON THIS SITE

CODE	DETAILS
1026-BM	600 x 400 Metal
1026-BP	600 x 400 Poly
1026-BC	600 x 400 Corflute
1026-EM	400 x 300 Metal
1026-EP	400 x 300 Poly
1026-GM	300 x 200 Metal
1026-GP	300 x 200 Poly
1026-GA	300 x 200 Self Adhesive
1026-JA	150 x 225 Self Adhesive
1026-KA	125 x 90 Self Adhesive (Pack/5)
1026-LA	90 x 55 Self Adhesive (Pack/5)

WELDING MASK MUST BE WORN




WELDING MASK MUST BE WORN

CODE	DETAILS
1027-BM	600 x 400 Metal
1027-BP	600 x 400 Poly
1027-BC	600 x 400 Corflute
1027-EM	400 x 300 Metal
1027-EP	400 x 300 Poly
1027-GM	300 x 200 Metal
1027-GP	300 x 200 Poly
1027-GA	300 x 200 Self Adhesive
1027-JA	150 x 225 Self Adhesive
1027-KA	125 x 90 Self Adhesive (Pack/5)
1027-LA	90 x 55 Self Adhesive (Pack/5)

COMBINATION MANDATORY SIGN IN THIS AREA EYE, GLOVES, FOOTWEAR, HI VIS

THIS PROTECTIVE EQUIPMENT MUST BE WORN IN THIS AREA



CODE	DETAILS
1058-AM	900 x 600 Metal
1058-AP	900 x 600 Poly
1058-AC	900 x 600 Corflute

COMBINATION MANDATORY SIGN IN THIS AREA EYE, HEARING, FOOTWEAR, HI VIS

THIS PROTECTIVE EQUIPMENT MUST BE WORN IN THIS AREA



CODE	DETAILS
1059-AM	900 x 600 Metal
1059-AP	900 x 600 Poly
1059-AC	900 x 600 Corflute



KEEP CLEAR

CODE	DETAILS
4003-BM	600 x 400 Metal
4003-BP	600 x 400 Poly
4003-BC	600 x 400 Corflute
4003-EM	400 x 300 Metal
4003-EP	400 x 300 Poly
4003-GM	300 x 200 Metal
4003-GP	300 x 200 Poly
4003-GA	300 x 200 Self Adhesive
4003-JA	150 x 225 Self Adhesive
4003-KA	125 x 90 Self Adhesive (Pack/5)
4003-LA	90 x 55 Self Adhesive (Pack/5)

DO NOT OPERATE THESE MACHINES WITHOUT GUARDS IN PLACE

CODE	DETAILS
4004-BM	600 x 400 Metal
4004-BP	600 x 400 Poly
4004-BC	600 x 400 Corflute
4004-EM	400 x 300 Metal
4004-EP	400 x 300 Poly
4004-GM	300 x 200 Metal
4004-GP	300 x 200 Poly
4004-GA	300 x 200 Self Adhesive
4004-JA	150 x 225 Self Adhesive
4004-KA	125 x 90 Self Adhesive (Pack/5)
4004-LA	90 x 55 Self Adhesive (Pack/5)

NAILING EQUIPMENT IN USE

CODE	DETAILS
4014-BM	600 x 400 Metal
4014-BP	600 x 400 Poly
4014-BC	600 x 400 Corflute
4014-EM	400 x 300 Metal
4014-EP	400 x 300 Poly
4014-GM	300 x 200 Metal
4014-GP	300 x 200 Poly
4014-GA	300 x 200 Self Adhesive
4014-JA	150 x 225 Self Adhesive
4014-KA	125 x 90 Self Adhesive (Pack/5)
4014-LA	90 x 55 Self Adhesive (Pack/5)

SAFE OPERATING PROCEDURE

CODE	DETAILS
4015-BM	600 x 400 Metal
4015-BP	600 x 400 Poly
4015-BC	600 x 400 Corflute
4015-EM	400 x 300 Metal
4015-EP	400 x 300 Poly
4015-GM	300 x 200 Metal
4015-GP	300 x 200 Poly
4015-GA	300 x 200 Self Adhesive
4015-JA	150 x 225 Self Adhesive
4015-KA	125 x 90 Self Adhesive (Pack/5)
4015-LA	90 x 55 Self Adhesive (Pack/5)

PINCH POINT CAN CAUSE SEVERE PERSONAL INJURY

CODE	DETAILS
4005-BM	600 x 400 Metal
4005-BP	600 x 400 Poly
4005-BC	600 x 400 Corflute
4005-EM	400 x 300 Metal
4005-EP	400 x 300 Poly
4005-GM	300 x 200 Metal
4005-GP	300 x 200 Poly
4005-GA	300 x 200 Self Adhesive
4005-JA	150 x 225 Self Adhesive
4005-KA	125 x 90 Self Adhesive (Pack/5)
4005-LA	90 x 55 Self Adhesive (Pack/5)

HAZARDOUS AREA

CODE	DETAILS
4007-BM	600 x 400 Metal
4007-BP	600 x 400 Poly
4007-BC	600 x 400 Corflute
4007-EM	400 x 300 Metal
4007-EP	400 x 300 Poly
4007-GM	300 x 200 Metal
4007-GP	300 x 200 Poly
4007-GA	300 x 200 Self Adhesive
4007-JA	150 x 225 Self Adhesive
4007-KA	125 x 90 Self Adhesive (Pack/5)
4007-LA	90 x 55 Self Adhesive (Pack/5)

MACHINE STARTS AUTOMATICALLY

CODE	DETAILS
4016-BM	600 x 400 Metal
4016-BP	600 x 400 Poly
4016-BC	600 x 400 Corflute
4016-EM	400 x 300 Metal
4016-EP	400 x 300 Poly
4016-GM	300 x 200 Metal
4016-GP	300 x 200 Poly
4016-GA	300 x 200 Self Adhesive
4016-JA	150 x 225 Self Adhesive
4016-KA	125 x 90 Self Adhesive (Pack/5)
4016-LA	90 x 55 Self Adhesive (Pack/5)

LOW HEADROOM

CODE	DETAILS
4017-BM	600 x 400 Metal
4017-BP	600 x 400 Poly
4017-BC	600 x 400 Corflute
4017-EM	400 x 300 Metal
4017-EP	400 x 300 Poly
4017-GM	300 x 200 Metal
4017-GP	300 x 200 Poly
4017-GA	300 x 200 Self Adhesive
4017-JA	150 x 225 Self Adhesive
4017-KA	125 x 90 Self Adhesive (Pack/5)
4017-LA	90 x 55 Self Adhesive (Pack/5)

BEWARE OF CRANE

CODE	DETAILS
4008-BM	600 x 400 Metal
4008-BP	600 x 400 Poly
4008-BC	600 x 400 Corflute
4008-EM	400 x 300 Metal
4008-EP	400 x 300 Poly
4008-GM	300 x 200 Metal
4008-GP	300 x 200 Poly
4008-GA	300 x 200 Self Adhesive
4008-JA	150 x 225 Self Adhesive
4008-KA	125 x 90 Self Adhesive (Pack/5)
4008-LA	90 x 55 Self Adhesive (Pack/5)

CRANE OVERHEAD

CODE	DETAILS
4132-BM	600 x 400 Metal
4132-BP	600 x 400 Poly
4132-BC	600 x 400 Corflute
4132-EM	400 x 300 Metal
4132-EP	400 x 300 Poly
4132-GM	300 x 200 Metal
4132-GP	300 x 200 Poly
4132-GA	300 x 200 Self Adhesive
4132-JA	150 x 225 Self Adhesive
4132-KA	125 x 90 Self Adhesive (Pack/5)
4132-LA	90 x 55 Self Adhesive (Pack/5)

CLEANING IN PROGRESS

CODE	DETAILS
4018-BM	600 x 400 Metal
4018-BP	600 x 400 Poly
4018-BC	600 x 400 Corflute
4018-EM	400 x 300 Metal
4018-EP	400 x 300 Poly
4018-GM	300 x 200 Metal
4018-GP	300 x 200 Poly
4018-GA	300 x 200 Self Adhesive
4018-JA	150 x 225 Self Adhesive
4018-KA	125 x 90 Self Adhesive (Pack/5)
4018-LA	90 x 55 Self Adhesive (Pack/5)

SLIPPERY SURFACE

CODE	DETAILS
4019-BM	600 x 400 Metal
4019-BP	600 x 400 Poly
4019-BC	600 x 400 Corflute
4019-EM	400 x 300 Metal
4019-EP	400 x 300 Poly
4019-GM	300 x 200 Metal
4019-GP	300 x 200 Poly
4019-GA	300 x 200 Self Adhesive
4019-JA	150 x 225 Self Adhesive
4019-KA	125 x 90 Self Adhesive (Pack/5)
4019-LA	90 x 55 Self Adhesive (Pack/5)

FIRE DOOR DO NOT BLOCK

CODE	DETAILS
4010-BM	600 x 400 Metal
4010-BP	600 x 400 Poly
4010-BC	600 x 400 Corflute
4010-EM	400 x 300 Metal
4010-EP	400 x 300 Poly
4010-GM	300 x 200 Metal
4010-GP	300 x 200 Poly
4010-GA	300 x 200 Self Adhesive
4010-JA	150 x 225 Self Adhesive
4010-KA	125 x 90 Self Adhesive (Pack/5)
4010-LA	90 x 55 Self Adhesive (Pack/5)

BEWARE OF VEHICLES

CODE	DETAILS
4009-BM	600 x 400 Metal
4009-BP	600 x 400 Poly
4009-BC	600 x 400 Corflute
4009-EM	400 x 300 Metal
4009-EP	400 x 300 Poly
4009-GM	300 x 200 Metal
4009-GP	300 x 200 Poly
4009-GA	300 x 200 Self Adhesive
4009-JA	150 x 225 Self Adhesive
4009-KA	125 x 90 Self Adhesive (Pack/5)
4009-LA	90 x 55 Self Adhesive (Pack/5)

DO NOT WATCH WELDING ARC

CODE	DETAILS
4020-BM	600 x 400 Metal
4020-BP	600 x 400 Poly
4020-BC	600 x 400 Corflute
4020-EM	400 x 300 Metal
4020-EP	400 x 300 Poly
4020-GM	300 x 200 Metal
4020-GP	300 x 200 Poly
4020-GA	300 x 200 Self Adhesive
4020-JA	150 x 225 Self Adhesive
4020-KA	125 x 90 Self Adhesive (Pack/5)
4020-LA	90 x 55 Self Adhesive (Pack/5)

COMPRESSED AIR CAN KILL

CODE	DETAILS
4021-BM	600 x 400 Metal
4021-BP	600 x 400 Poly
4021-BC	600 x 400 Corflute
4021-EM	400 x 300 Metal
4021-EP	400 x 300 Poly
4021-GM	300 x 200 Metal
4021-GP	300 x 200 Poly
4021-GA	300 x 200 Self Adhesive
4021-JA	150 x 225 Self Adhesive
4021-KA	125 x 90 Self Adhesive (Pack/5)
4021-LA	90 x 55 Self Adhesive (Pack/5)

SLIPPERY WHEN WET

CODE	DETAILS
4011-BM	600 x 400 Metal
4011-BP	600 x 400 Poly
4011-BC	600 x 400 Corflute
4011-EM	400 x 300 Metal
4011-EP	400 x 300 Poly
4011-GM	300 x 200 Metal
4011-GP	300 x 200 Poly
4011-GA	300 x 200 Self Adhesive
4011-JA	150 x 225 Self Adhesive
4011-KA	125 x 90 Self Adhesive (Pack/5)
4011-LA	90 x 55 Self Adhesive (Pack/5)

TAKE CARE WHEN LIFTING

CODE	DETAILS
4012-BM	600 x 400 Metal
4012-BP	600 x 400 Poly
4012-BC	600 x 400 Corflute
4012-EM	400 x 300 Metal
4012-EP	400 x 300 Poly
4012-GM	300 x 200 Metal
4012-GP	300 x 200 Poly
4012-GA	300 x 200 Self Adhesive
4012-JA	150 x 225 Self Adhesive
4012-KA	125 x 90 Self Adhesive (Pack/5)
4012-LA	90 x 55 Self Adhesive (Pack/5)

KEEP HANDS CLEAR


CODE	DETAILS
4022-BM	600 x 400 Metal
4022-BP	600 x 400 Poly
4022-BC	600 x 400 Corflute
4022-EM	400 x 300 Metal
4022-EP	400 x 300 Poly
4022-GM	300 x 200 Metal
4022-GP	300 x 200 Poly
4022-GA	300 x 200 Self Adhesive
4022-JA	150 x 225 Self Adhesive
4022-KA	125 x 90 Self Adhesive (Pack/5)
4022-LA	90 x 55 Self Adhesive (Pack/5)

FORKLIFTS IN USE

CODE	DETAILS
4023-BM	600 x 400 Metal
4023-BP	600 x 400 Poly
4023-BC	600 x 400 Corflute
4023-EM	400 x 300 Metal
4023-EP	400 x 300 Poly
4023-GM	300 x 200 Metal
4023-GP	300 x 200 Poly
4023-GA	300 x 200 Self Adhesive
4023-JA	150 x 225 Self Adhesive
4023-KA	125 x 90 Self Adhesive (Pack/5)
4023-LA	90 x 55 Self Adhesive (Pack/5)




RISK OF EXPLOSION




CODE	DETAILS
4025-BM	600 x 400 Metal
4025-BP	600 x 400 Poly
4025-BC	600 x 400 Corflute
4025-EM	400 x 300 Metal
4025-EP	400 x 300 Poly
4025-GM	300 x 200 Metal
4025-GP	300 x 200 Poly
4025-GA	300 x 200 Self Adhesive
4025-JA	150 x 225 Self Adhesive
4025-KA	125 x 90 Self Adhesive (Pack/5)
4025-LA	90 x 55 Self Adhesive (Pack/5)

RISK OF ELECTRIC SHOCK




CODE	DETAILS
4027-BM	600 x 400 Metal
4027-BP	600 x 400 Poly
4027-BC	600 x 400 Corflute
4027-EM	400 x 300 Metal
4027-EP	400 x 300 Poly
4027-GM	300 x 200 Metal
4027-GP	300 x 200 Poly
4027-GA	300 x 200 Self Adhesive
4027-JA	150 x 225 Self Adhesive
4027-KA	125 x 90 Self Adhesive (Pack/5)
4027-LA	90 x 55 Self Adhesive (Pack/5)

WORKERS OVERHEAD




CODE	DETAILS
4038-BM	600 x 400 Metal
4038-BP	600 x 400 Poly
4038-BC	600 x 400 Corflute
4038-EM	400 x 300 Metal
4038-EP	400 x 300 Poly
4038-GM	300 x 200 Metal
4038-GP	300 x 200 Poly
4038-GA	300 x 200 Self Adhesive
4038-JA	150 x 225 Self Adhesive
4038-KA	125 x 90 Self Adhesive (Pack/5)
4038-LA	90 x 55 Self Adhesive (Pack/5)

FORKLIFTS IN USE




CODE	DETAILS
4023-BM	600 x 400 Metal
4023-BP	600 x 400 Poly
4023-BC	600 x 400 Corflute
4023-EM	400 x 300 Metal
4023-EP	400 x 300 Poly
4023-GM	300 x 200 Metal
4023-GP	300 x 200 Poly
4023-GA	300 x 200 Self Adhesive
4023-JA	150 x 225 Self Adhesive
4023-KA	125 x 90 Self Adhesive (Pack/5)
4023-LA	90 x 55 Self Adhesive (Pack/5)

LASER BEAM



CODE	DETAILS
4028-BM	600 x 400 Metal
4028-BP	600 x 400 Poly
4028-BC	600 x 400 Corflute
4028-EM	400 x 300 Metal
4028-EP	400 x 300 Poly
4028-GM	300 x 200 Metal
4028-GP	300 x 200 Poly
4028-GA	300 x 200 Self Adhesive
4028-JA	150 x 225 Self Adhesive
4028-KA	125 x 90 Self Adhesive (Pack/5)
4028-LA	90 x 55 Self Adhesive (Pack/5)

RISK OF RADIATION




CODE	DETAILS
4029-BM	600 x 400 Metal
4029-BP	600 x 400 Poly
4029-BC	600 x 400 Corflute
4029-EM	400 x 300 Metal
4029-EP	400 x 300 Poly
4029-GM	300 x 200 Metal
4029-GP	300 x 200 Poly
4029-GA	300 x 200 Self Adhesive
4029-JA	150 x 225 Self Adhesive
4029-KA	125 x 90 Self Adhesive (Pack/5)
4029-LA	90 x 55 Self Adhesive (Pack/5)

SAFE WORK PROCEDURE MUST BE READ AND UNDERSTOOD BEFORE COMMENCING WORK




CODE	DETAILS
4039-BM	600 x 400 Metal
4039-BP	600 x 400 Poly
4039-BC	600 x 400 Corflute
4039-EM	400 x 300 Metal
4039-EP	400 x 300 Poly
4039-GM	300 x 200 Metal
4039-GP	300 x 200 Poly
4039-GA	300 x 200 Self Adhesive
4039-JA	150 x 225 Self Adhesive
4039-KA	125 x 90 Self Adhesive (Pack/5)
4039-LA	90 x 55 Self Adhesive (Pack/5)

DISTANCE TO OVERHEAD POWERLINES ...M




CODE	DETAILS
4040-BM	600 x 400 Metal
4040-BP	600 x 400 Poly
4040-BC	600 x 400 Corflute
4040-EM	400 x 300 Metal
4040-EP	400 x 300 Poly
4040-GM	300 x 200 Metal
4040-GP	300 x 200 Poly
4040-GA	300 x 200 Self Adhesive
4040-JA	150 x 225 Self Adhesive
4040-KA	125 x 90 Self Adhesive (Pack/5)
4040-LA	90 x 55 Self Adhesive (Pack/5)

POISON




CODE	DETAILS
4032-BM	600 x 400 Metal
4032-BP	600 x 400 Poly
4032-BC	600 x 400 Corflute
4032-EM	400 x 300 Metal
4032-EP	400 x 300 Poly
4032-GM	300 x 200 Metal
4032-GP	300 x 200 Poly
4032-GA	300 x 200 Self Adhesive
4032-JA	150 x 225 Self Adhesive
4032-KA	125 x 90 Self Adhesive (Pack/5)
4032-LA	90 x 55 Self Adhesive (Pack/5)

BIOLOGICAL HAZARD



CODE	DETAILS
4033-BM	600 x 400 Metal
4033-BP	600 x 400 Poly
4033-BC	600 x 400 Corflute
4033-EM	400 x 300 Metal
4033-EP	400 x 300 Poly
4033-GM	300 x 200 Metal
4033-GP	300 x 200 Poly
4033-GA	300 x 200 Self Adhesive
4033-JA	150 x 225 Self Adhesive
4033-KA	125 x 90 Self Adhesive (Pack/5)
4033-LA	90 x 55 Self Adhesive (Pack/5)

FORKLIFTS OPERATING IN THIS AREA




CODE	DETAILS
4041-BM	600 x 400 Metal
4041-BP	600 x 400 Poly
4041-BC	600 x 400 Corflute
4041-EM	400 x 300 Metal
4041-EP	400 x 300 Poly
4041-GM	300 x 200 Metal
4041-GP	300 x 200 Poly
4041-GA	300 x 200 Self Adhesive
4041-JA	150 x 225 Self Adhesive
4041-KA	125 x 90 Self Adhesive (Pack/5)
4041-LA	90 x 55 Self Adhesive (Pack/5)

PEDESTRIANS KEEP TO MARKED WALKWAYS




CODE	DETAILS
4043-BM	600 x 400 Metal
4043-BP	600 x 400 Poly
4043-BC	600 x 400 Corflute
4043-EM	400 x 300 Metal
4043-EP	400 x 300 Poly
4043-GM	300 x 200 Metal
4043-GP	300 x 200 Poly
4043-GA	300 x 200 Self Adhesive
4043-JA	150 x 225 Self Adhesive
4043-KA	125 x 90 Self Adhesive (Pack/5)
4043-LA	90 x 55 Self Adhesive (Pack/5)

WELDING IN PROGRESS



CODE	DETAILS
4034-BM	600 x 400 Metal
4034-BP	600 x 400 Poly
4034-BC	600 x 400 Corflute
4034-EM	400 x 300 Metal
4034-EP	400 x 300 Poly
4034-GM	300 x 200 Metal
4034-GP	300 x 200 Poly
4034-GA	300 x 200 Self Adhesive
4034-JA	150 x 225 Self Adhesive
4034-KA	125 x 90 Self Adhesive (Pack/5)
4034-LA	90 x 55 Self Adhesive (Pack/5)

CHEMICAL STORAGE AREA




CODE	DETAILS
4035-BM	600 x 400 Metal
4035-BP	600 x 400 Poly
4035-BC	600 x 400 Corflute
4035-EM	400 x 300 Metal
4035-EP	400 x 300 Poly
4035-GM	300 x 200 Metal
4035-GP	300 x 200 Poly
4035-GA	300 x 200 Self Adhesive
4035-JA	150 x 225 Self Adhesive
4035-KA	125 x 90 Self Adhesive (Pack/5)
4035-LA	90 x 55 Self Adhesive (Pack/5)

FORKLIFTS KEEP TO WALKING PACE WATCH OUT FOR PEDESTRIANS




CODE	DETAILS
4044-BM	600 x 400 Metal
4044-BP	600 x 400 Poly
4044-BC	600 x 400 Corflute
4044-EM	400 x 300 Metal
4044-EP	400 x 300 Poly
4044-GM	300 x 200 Metal
4044-GP	300 x 200 Poly
4044-GA	300 x 200 Self Adhesive
4044-JA	150 x 225 Self Adhesive
4044-KA	125 x 90 Self Adhesive (Pack/5)
4044-LA	90 x 55 Self Adhesive (Pack/5)

KEEP CLEAR OF MOVING MACHINERY




CODE	DETAILS
4045-BM	600 x 400 Metal
4045-BP	600 x 400 Poly
4045-BC	600 x 400 Corflute
4045-EM	400 x 300 Metal
4045-EP	400 x 300 Poly
4045-GM	300 x 200 Metal
4045-GP	300 x 200 Poly
4045-GA	300 x 200 Self Adhesive
4045-JA	150 x 225 Self Adhesive
4045-KA	125 x 90 Self Adhesive (Pack/5)
4045-LA	90 x 55 Self Adhesive (Pack/5)

TRIPPING HAZARD




CODE	DETAILS
4036-BM	600 x 400 Metal
4036-BP	600 x 400 Poly
4036-BC	600 x 400 Corflute
4036-EM	400 x 300 Metal
4036-EP	400 x 300 Poly
4036-GM	300 x 200 Metal
4036-GP	300 x 200 Poly
4036-GA	300 x 200 Self Adhesive
4036-JA	150 x 225 Self Adhesive
4036-KA	125 x 90 Self Adhesive (Pack/5)
4036-LA	90 x 55 Self Adhesive (Pack/5)

TRUCKS CROSSING




CODE	DETAILS
4037-BM	600 x 400 Metal
4037-BP	600 x 400 Poly
4037-BC	600 x 400 Corflute
4037-EM	400 x 300 Metal
4037-EP	400 x 300 Poly
4037-GM	300 x 200 Metal
4037-GP	300 x 200 Poly
4037-GA	300 x 200 Self Adhesive
4037-JA	150 x 225 Self Adhesive
4037-KA	125 x 90 Self Adhesive (Pack/5)
4037-LA	90 x 55 Self Adhesive (Pack/5)

CORROSIVE



CODE	DETAILS
4046-BM	600 x 400 Metal
4046-BP	600 x 400 Poly
4046-BC	600 x 400 Corflute
4046-EM	400 x 300 Metal
4046-EP	400 x 300 Poly
4046-GM	300 x 200 Metal
4046-GP	300 x 200 Poly
4046-GA	300 x 200 Self Adhesive
4046-JA	150 x 225 Self Adhesive
4046-KA	125 x 90 Self Adhesive (Pack/5)
4046-LA	90 x 55 Self Adhesive (Pack/5)


HOT SURFACE



CODE	DETAILS
4047-BM	600 x 400 Metal
4047-BP	600 x 400 Poly
4047-BC	600 x 400 Corflute
4047-EM	400 x 300 Metal
4047-EP	400 x 300 Poly
4047-GM	300 x 200 Metal
4047-GP	300 x 200 Poly
4047-GA	300 x 200 Self Adhesive
4047-JA	150 x 225 Self Adhesive
4047-KA	125 x 90 Self Adhesive (Pack/5)
4047-LA	90 x 55 Self Adhesive (Pack/5)




HIGH VOLTAGE




CODE	DETAILS
4048-BM	600 x 400 Metal
4048-BP	600 x 400 Poly
4048-BC	600 x 400 Corflute
4048-EM	400 x 300 Metal
4048-EP	400 x 300 Poly
4048-GM	300 x 200 Metal
4048-GP	300 x 200 Poly
4048-GA	300 x 200 Self Adhesive
4048-JA	150 x 225 Self Adhesive
4048-KA	125 x 90 Self Adhesive (Pack/5)
4048-LA	90 x 55 Self Adhesive (Pack/5)

BEWARE OF DROP



CODE	DETAILS
4049-BM	600 x 400 Metal
4049-BP	600 x 400 Poly
4049-BC	600 x 400 Corflute
4049-EM	400 x 300 Metal
4049-EP	400 x 300 Poly
4049-GM	300 x 200 Metal
4049-GP	300 x 200 Poly
4049-GA	300 x 200 Self Adhesive
4049-JA	150 x 225 Self Adhesive
4049-KA	125 x 90 Self Adhesive (Pack/5)
4049-LA	90 x 55 Self Adhesive (Pack/5)

CAUTION HOT



CODE	DETAILS
4061-BM	600 x 400 Metal
4061-BP	600 x 400 Poly
4061-BC	600 x 400 Corflute
4061-EM	400 x 300 Metal
4061-EP	400 x 300 Poly
4061-GM	300 x 200 Metal
4061-GP	300 x 200 Poly
4061-GA	300 x 200 Self Adhesive
4061-JA	150 x 225 Self Adhesive
4061-KA	125 x 90 Self Adhesive (Pack/5)
4061-LA	90 x 55 Self Adhesive (Pack/5)

CAUTION WATCH YOUR STEP




CODE	DETAILS
4062-BM	600 x 400 Metal
4062-BP	600 x 400 Poly
4062-BC	600 x 400 Corflute
4062-EM	400 x 300 Metal
4062-EP	400 x 300 Poly
4062-GM	300 x 200 Metal
4062-GP	300 x 200 Poly
4062-GA	300 x 200 Self Adhesive
4062-JA	150 x 225 Self Adhesive
4062-KA	125 x 90 Self Adhesive (Pack/5)
4062-LA	90 x 55 Self Adhesive (Pack/5)

BEWARE OF STEP




CODE	DETAILS
4050-BM	600 x 400 Metal
4050-BP	600 x 400 Poly
4050-BC	600 x 400 Corflute
4050-EM	400 x 300 Metal
4050-EP	400 x 300 Poly
4050-GM	300 x 200 Metal
4050-GP	300 x 200 Poly
4050-GA	300 x 200 Self Adhesive
4050-JA	150 x 225 Self Adhesive
4050-KA	125 x 90 Self Adhesive (Pack/5)
4050-LA	90 x 55 Self Adhesive (Pack/5)

OVERHEAD POWERLINES




CODE	DETAILS
4053-BM	600 x 400 Metal
4053-BP	600 x 400 Poly
4053-BC	600 x 400 Corflute
4053-EM	400 x 300 Metal
4053-EP	400 x 300 Poly
4053-GM	300 x 200 Metal
4053-GP	300 x 200 Poly
4053-GA	300 x 200 Self Adhesive
4053-JA	150 x 225 Self Adhesive
4053-KA	125 x 90 Self Adhesive (Pack/5)
4053-LA	90 x 55 Self Adhesive (Pack/5)

CAUTION CHEMICAL STORAGE AREA



CODE	DETAILS
4063-BM	600 x 400 Metal
4063-BP	600 x 400 Poly
4063-BC	600 x 400 Corflute
4063-EM	400 x 300 Metal
4063-EP	400 x 300 Poly
4063-GM	300 x 200 Metal
4063-GP	300 x 200 Poly
4063-GA	300 x 200 Self Adhesive
4063-JA	150 x 225 Self Adhesive
4063-KA	125 x 90 Self Adhesive (Pack/5)
4063-LA	90 x 55 Self Adhesive (Pack/5)

CAUTION PEDESTRIANS USE OTHER FOOTPATH




CODE	DETAILS
4065-BM	600 x 400 Metal
4065-BP	600 x 400 Poly
4065-BC	600 x 400 Corflute
4065-EM	400 x 300 Metal
4065-EP	400 x 300 Poly
4065-GM	300 x 200 Metal
4065-GP	300 x 200 Poly
4065-GA	300 x 200 Self Adhesive
4065-JA	150 x 225 Self Adhesive
4065-KA	125 x 90 Self Adhesive (Pack/5)
4065-LA	90 x 55 Self Adhesive (Pack/5)

HAZARDOUS CHEMICALS




CODE	DETAILS
4054-BM	600 x 400 Metal
4054-BP	600 x 400 Poly
4054-BC	600 x 400 Corflute
4054-EM	400 x 300 Metal
4054-EP	400 x 300 Poly
4054-GM	300 x 200 Metal
4054-GP	300 x 200 Poly
4054-GA	300 x 200 Self Adhesive
4054-JA	150 x 225 Self Adhesive
4054-KA	125 x 90 Self Adhesive (Pack/5)
4054-LA	90 x 55 Self Adhesive (Pack/5)

TRUCKS ENTERING



CODE	DETAILS
4056-BM	600 x 400 Metal
4056-BP	600 x 400 Poly
4056-BC	600 x 400 Corflute
4056-EM	400 x 300 Metal
4056-EP	400 x 300 Poly
4056-GM	300 x 200 Metal
4056-GP	300 x 200 Poly
4056-GA	300 x 200 Self Adhesive
4056-JA	150 x 225 Self Adhesive
4056-KA	125 x 90 Self Adhesive (Pack/5)
4056-LA	90 x 55 Self Adhesive (Pack/5)

CAUTION KEEP ALL CYLINDERS CHAINED




CODE	DETAILS
4066-BM	600 x 400 Metal
4066-BP	600 x 400 Poly
4066-BC	600 x 400 Corflute
4066-EM	400 x 300 Metal
4066-EP	400 x 300 Poly
4066-GM	300 x 200 Metal
4066-GP	300 x 200 Poly
4066-GA	300 x 200 Self Adhesive
4066-JA	150 x 225 Self Adhesive
4066-KA	125 x 90 Self Adhesive (Pack/5)
4066-LA	90 x 55 Self Adhesive (Pack/5)

CAUTION NO SMOKING/EATING/DRINKING IN THIS AREA



CODE	DETAILS
4067-BM	600 x 400 Metal
4067-BP	600 x 400 Poly
4067-BC	600 x 400 Corflute
4067-EM	400 x 300 Metal
4067-EP	400 x 300 Poly
4067-GM	300 x 200 Metal
4067-GP	300 x 200 Poly
4067-GA	300 x 200 Self Adhesive
4067-JA	150 x 225 Self Adhesive
4067-KA	125 x 90 Self Adhesive (Pack/5)
4067-LA	90 x 55 Self Adhesive (Pack/5)

SHARP EDGES HANDLE WITH CARE




CODE	DETAILS
4057-BM	600 x 400 Metal
4057-BP	600 x 400 Poly
4057-BC	600 x 400 Corflute
4057-EM	400 x 300 Metal
4057-EP	400 x 300 Poly
4057-GM	300 x 200 Metal
4057-GP	300 x 200 Poly
4057-GA	300 x 200 Self Adhesive
4057-JA	150 x 225 Self Adhesive
4057-KA	125 x 90 Self Adhesive (Pack/5)
4057-LA	90 x 55 Self Adhesive (Pack/5)

KEEP THIS AREA CLEAR AT ALL TIMES



CODE	DETAILS
4058-BM	600 x 400 Metal
4058-BP	600 x 400 Poly
4058-BC	600 x 400 Corflute
4058-EM	400 x 300 Metal
4058-EP	400 x 300 Poly
4058-GM	300 x 200 Metal
4058-GP	300 x 200 Poly
4058-GA	300 x 200 Self Adhesive
4058-JA	150 x 225 Self Adhesive
4058-KA	125 x 90 Self Adhesive (Pack/5)
4058-LA	90 x 55 Self Adhesive (Pack/5)

CAUTION BATTERY CHARGING AREA NO SMOKING



CODE	DETAILS
4068-BM	600 x 400 Metal
4068-BP	600 x 400 Poly
4068-BC	600 x 400 Corflute
4068-EM	400 x 300 Metal
4068-EP	400 x 300 Poly
4068-GM	300 x 200 Metal
4068-GP	300 x 200 Poly
4068-GA	300 x 200 Self Adhesive
4068-JA	150 x 225 Self Adhesive
4068-KA	125 x 90 Self Adhesive (Pack/5)
4068-LA	90 x 55 Self Adhesive (Pack/5)

CAUTION MOVING CONVEYOR NO LOOSE CLOTHING



CODE	DETAILS
4069-BM	600 x 400 Metal
4069-BP	600 x 400 Poly
4069-BC	600 x 400 Corflute
4069-EM	400 x 300 Metal
4069-EP	400 x 300 Poly
4069-GM	300 x 200 Metal
4069-GP	300 x 200 Poly
4069-GA	300 x 200 Self Adhesive
4069-JA	150 x 225 Self Adhesive
4069-KA	125 x 90 Self Adhesive (Pack/5)
4069-LA	90 x 55 Self Adhesive (Pack/5)

STEEP STAIRS




CODE	DETAILS
4059-BM	600 x 400 Metal
4059-BP	600 x 400 Poly
4059-BC	600 x 400 Corflute
4059-EM	400 x 300 Metal
4059-EP	400 x 300 Poly
4059-GM	300 x 200 Metal
4059-GP	300 x 200 Poly
4059-GA	300 x 200 Self Adhesive
4059-JA	150 x 225 Self Adhesive
4059-KA	125 x 90 Self Adhesive (Pack/5)
4059-LA	90 x 55 Self Adhesive (Pack/5)

WATCH OUT FOR PEDESTRIANS




CODE	DETAILS
4060-BM	600 x 400 Metal
4060-BP	600 x 400 Poly
4060-BC	600 x 400 Corflute
4060-EM	400 x 300 Metal
4060-EP	400 x 300 Poly
4060-GM	300 x 200 Metal
4060-GP	300 x 200 Poly
4060-GA	300 x 200 Self Adhesive
4060-JA	150 x 225 Self Adhesive
4060-KA	125 x 90 Self Adhesive (Pack/5)
4060-LA	90 x 55 Self Adhesive (Pack/5)

CAUTION S.W.L.



CODE	DETAILS
4070-BM	600 x 400 Metal
4070-BP	600 x 400 Poly
4070-BC	600 x 400 Corflute
4070-EM	400 x 300 Metal
4070-EP	400 x 300 Poly
4070-GM	300 x 200 Metal
4070-GP	300 x 200 Poly
4070-GA	300 x 200 Self Adhesive
4070-JA	150 x 225 Self Adhesive
4070-KA	125 x 90 Self Adhesive (Pack/5)
4070-LA	90 x 55 Self Adhesive (Pack/5)

HOT WATER



CODE	DETAILS
4078-BM	600 x 400 Metal
4078-BP	600 x 400 Poly
4078-BC	600 x 400 Corflute
4078-EM	400 x 300 Metal
4078-EP	400 x 300 Poly
4078-GM	300 x 200 Metal
4078-GP	300 x 200 Poly
4078-GA	300 x 200 Self Adhesive
4078-JA	150 x 225 Self Adhesive
4078-KA	125 x 90 Self Adhesive (Pack/5)
4078-LA	90 x 55 Self Adhesive (Pack/5)



ALWAYS FACE LADDER USE BOTH HANDS CLIMB SLOWLY

CODE	DETAILS
4086-BM	600 x 400 Metal
4086-BP	600 x 400 Poly
4086-BC	600 x 400 Corflute
4086-EM	400 x 300 Metal
4086-EP	400 x 300 Poly
4086-GM	300 x 200 Metal
4086-GP	300 x 200 Poly
4086-GA	300 x 200 Self Adhesive
4086-JA	150 x 225 Self Adhesive
4086-KA	125 x 90 Self Adhesive (Pack/5)
4086-LA	90 x 55 Self Adhesive (Pack/5)

BIOHAZARD SHARPS RECEPTACLE

CODE	DETAILS
4089-BM	600 x 400 Metal
4089-BP	600 x 400 Poly
4089-BC	600 x 400 Corflute
4089-EM	400 x 300 Metal
4089-EP	400 x 300 Poly
4089-GM	300 x 200 Metal
4089-GP	300 x 200 Poly
4089-GA	300 x 200 Self Adhesive
4089-JA	150 x 225 Self Adhesive
4089-KA	125 x 90 Self Adhesive (Pack/5)
4089-LA	90 x 55 Self Adhesive (Pack/5)

SEATBELTS MUST BE WORN

CODE	DETAILS
4124-BM	600 x 400 Metal
4124-BP	600 x 400 Poly
4124-BC	600 x 400 Corflute
4124-EM	400 x 300 Metal
4124-EP	400 x 300 Poly
4124-GM	300 x 200 Metal
4124-GP	300 x 200 Poly
4124-GA	300 x 200 Self Adhesive
4124-JA	150 x 225 Self Adhesive
4124-KA	125 x 90 Self Adhesive (Pack/5)
4124-LA	90 x 55 Self Adhesive (Pack/5)

CRUSH ZONE

CODE	DETAILS
4125-BM	600 x 400 Metal
4125-BP	600 x 400 Poly
4125-BC	600 x 400 Corflute
4125-EM	400 x 300 Metal
4125-EP	400 x 300 Poly
4125-GM	300 x 200 Metal
4125-GP	300 x 200 Poly
4125-GA	300 x 200 Self Adhesive
4125-JA	150 x 225 Self Adhesive
4125-KA	125 x 90 Self Adhesive (Pack/5)
4125-LA	90 x 55 Self Adhesive (Pack/5)

STRONG MAGNETIC FIELD

CODE	DETAILS
4093-BM	600 x 400 Metal
4093-BP	600 x 400 Poly
4093-BC	600 x 400 Corflute
4093-EM	400 x 300 Metal
4093-EP	400 x 300 Poly
4093-GM	300 x 200 Metal
4093-GP	300 x 200 Poly
4093-GA	300 x 200 Self Adhesive
4093-JA	150 x 225 Self Adhesive
4093-KA	125 x 90 Self Adhesive (Pack/5)
4093-LA	90 x 55 Self Adhesive (Pack/5)

THIS MACHINE MUST BE LOCKED OUT PRIOR TO SERVICING

CODE	DETAILS
4094-BM	600 x 400 Metal
4094-BP	600 x 400 Poly
4094-BC	600 x 400 Corflute
4094-EM	400 x 300 Metal
4094-EP	400 x 300 Poly
4094-GM	300 x 200 Metal
4094-GP	300 x 200 Poly
4094-GA	300 x 200 Self Adhesive
4094-JA	150 x 225 Self Adhesive
4094-KA	125 x 90 Self Adhesive (Pack/5)
4094-LA	90 x 55 Self Adhesive (Pack/5)

MULTI SIGN - FORKLIFTS IN USE/AUTHORISED PERSONNEL ONLY

CODE	DETAILS
4104-BM	600 x 400 Metal
4104-BP	600 x 400 Poly
4104-BC	600 x 400 Corflute
4104-EM	400 x 300 Metal
4104-EP	400 x 300 Poly
4104-GM	300 x 200 Metal
4104-GP	300 x 200 Poly
4104-GA	300 x 200 Self Adhesive
4104-JA	150 x 225 Self Adhesive
4104-KA	125 x 90 Self Adhesive (Pack/5)
4104-LA	90 x 55 Self Adhesive (Pack/5)

MULTI SIGN - BATTERIES CHARGING/CHARGE MUST BE SHUT OFF BEFORE CONNECTING...

CODE	DETAILS
4126-BM	600 x 400 Metal
4126-BP	600 x 400 Poly
4126-BC	600 x 400 Corflute
4126-EM	400 x 300 Metal
4126-EP	400 x 300 Poly
4126-GM	300 x 200 Metal
4126-GP	300 x 200 Poly
4126-GA	300 x 200 Self Adhesive
4126-JA	150 x 225 Self Adhesive
4126-KA	125 x 90 Self Adhesive (Pack/5)
4126-LA	90 x 55 Self Adhesive (Pack/5)

WARNING RISK OF FALL ON EXIT OR ENTRY MAINTAIN 3 POINTS OF CONTACT

CODE	DETAILS
4101-BM	600 x 400 Metal
4101-BP	600 x 400 Poly
4101-BC	600 x 400 Corflute
4101-EM	400 x 300 Metal
4101-EP	400 x 300 Poly
4101-GM	300 x 200 Metal
4101-GP	300 x 200 Poly
4101-GA	300 x 200 Self Adhesive
4101-JA	150 x 225 Self Adhesive
4101-KA	125 x 90 Self Adhesive (Pack/5)
4101-LA	90 x 55 Self Adhesive (Pack/5)

ROOFING MATERIAL CONTAINS ASBESTOS

CODE	DETAILS
4134-BM	600 x 400 Metal
4134-BP	600 x 400 Poly
4134-BC	600 x 400 Corflute
4134-EM	400 x 300 Metal
4134-EP	400 x 300 Poly
4134-GM	300 x 200 Metal
4134-GP	300 x 200 Poly
4134-GA	300 x 200 Self Adhesive
4134-JA	150 x 225 Self Adhesive
4134-KA	125 x 90 Self Adhesive (Pack/5)
4134-LA	90 x 55 Self Adhesive (Pack/5)

MULTI SIGN - CORROSIVE/HAND PROTECTION MUST BE WORN

CODE	DETAILS
4127-BM	600 x 400 Metal
4127-BP	600 x 400 Poly
4127-BC	600 x 400 Corflute
4127-EM	400 x 300 Metal
4127-EP	400 x 300 Poly
4127-GM	300 x 200 Metal
4127-GP	300 x 200 Poly
4127-GA	300 x 200 Self Adhesive
4127-JA	150 x 225 Self Adhesive
4127-KA	125 x 90 Self Adhesive (Pack/5)
4127-LA	90 x 55 Self Adhesive (Pack/5)

MULTI SIGN - FORK LIFTS/AISLE MUST BE KEPT CLEAR

CODE	DETAILS
4128-BM	600 x 400 Metal
4128-BP	600 x 400 Poly
4128-BC	600 x 400 Corflute
4128-EM	400 x 300 Metal
4128-EP	400 x 300 Poly
4128-GM	300 x 200 Metal
4128-GP	300 x 200 Poly
4128-GA	300 x 200 Self Adhesive
4128-JA	150 x 225 Self Adhesive
4128-KA	125 x 90 Self Adhesive (Pack/5)
4128-LA	90 x 55 Self Adhesive (Pack/5)

WARNING ASBESTOS CONTAINING MATERIAL EXISTING IN THIS BUILDING...

CODE	DETAILS
4117-BM	600 x 400 Metal
4117-BP	600 x 400 Poly
4117-BC	600 x 400 Corflute
4117-EM	400 x 300 Metal
4117-EP	400 x 300 Poly
4117-GM	300 x 200 Metal
4117-GP	300 x 200 Poly
4117-GA	300 x 200 Self Adhesive
4117-JA	150 x 225 Self Adhesive
4117-KA	125 x 90 Self Adhesive (Pack/5)
4117-LA	90 x 55 Self Adhesive (Pack/5)

WARNING KEEP CLEAR OF SWING AREA

CODE	DETAILS
4118-BM	600 x 400 Metal
4118-BP	600 x 400 Poly
4118-BC	600 x 400 Corflute
4118-EM	400 x 300 Metal
4118-EP	400 x 300 Poly
4118-GM	300 x 200 Metal
4118-GP	300 x 200 Poly
4118-GA	300 x 200 Self Adhesive
4118-JA	150 x 225 Self Adhesive
4118-KA	125 x 90 Self Adhesive (Pack/5)
4118-LA	90 x 55 Self Adhesive (Pack/5)

MULTI SIGN - HIGH NOISE AREA/HEARING PROTECTION MUST BE WORN

CODE	DETAILS
4129-BM	600 x 400 Metal
4129-BP	600 x 400 Poly
4129-BC	600 x 400 Corflute
4129-EM	400 x 300 Metal
4129-EP	400 x 300 Poly
4129-GM	300 x 200 Metal
4129-GP	300 x 200 Poly
4129-GA	300 x 200 Self Adhesive
4129-JA	150 x 225 Self Adhesive
4129-KA	125 x 90 Self Adhesive (Pack/5)
4129-LA	90 x 55 Self Adhesive (Pack/5)

MULTI SIGN - RISK OF EXPLOSION/FACESHIELD MUST BE WORN AT ALL TIMES

CODE	DETAILS
4130-BM	600 x 400 Metal
4130-BP	600 x 400 Poly
4130-BC	600 x 400 Corflute
4130-EM	400 x 300 Metal
4130-EP	400 x 300 Poly
4130-GM	300 x 200 Metal
4130-GP	300 x 200 Poly
4130-GA	300 x 200 Self Adhesive
4130-JA	150 x 225 Self Adhesive
4130-KA	125 x 90 Self Adhesive (Pack/5)
4130-LA	90 x 55 Self Adhesive (Pack/5)

WARNING MAY REVERSE WITHOUT WARNING

CODE	DETAILS
4122-BM	600 x 400 Metal
4122-BP	600 x 400 Poly
4122-BC	600 x 400 Corflute
4122-EM	400 x 300 Metal
4122-EP	400 x 300 Poly
4122-GM	300 x 200 Metal
4122-GP	300 x 200 Poly
4122-GA	300 x 200 Self Adhesive
4122-JA	150 x 225 Self Adhesive
4122-KA	125 x 90 Self Adhesive (Pack/5)
4122-LA	90 x 55 Self Adhesive (Pack/5)

WARNING BEWARE OVERHEAD WIRES AND UNDERGROUND SERVICES

CODE	DETAILS
4123-BM	600 x 400 Metal
4123-BP	600 x 400 Poly
4123-BC	600 x 400 Corflute
4123-EM	400 x 300 Metal
4123-EP	400 x 300 Poly
4123-GM	300 x 200 Metal
4123-GP	300 x 200 Poly
4123-GA	300 x 200 Self Adhesive
4123-JA	150 x 225 Self Adhesive
4123-KA	125 x 90 Self Adhesive (Pack/5)
4123-LA	90 x 55 Self Adhesive (Pack/5)

MULTI SIGN - NO ENTRY/NO SMOKING/HIGH VIS/FORKLIFTS

CODE	DETAILS
4131-BM	600 x 400 Metal
4131-BP	600 x 400 Poly
4131-BC	600 x 400 Corflute
4131-EM	400 x 300 Metal
4131-EP	400 x 300 Poly
4131-GM	300 x 200 Metal
4131-GP	300 x 200 Poly
4131-GA	300 x 200 Self Adhesive
4131-JA	150 x 225 Self Adhesive
4131-KA	125 x 90 Self Adhesive (Pack/5)
4131-LA	90 x 55 Self Adhesive (Pack/5)

AT SOUTHLAND SUPPLY GROUP WE SPECIALISE IN CUSTOM SIGNAGE

CONTACT US TODAY
1800 77 22 91



DANGER OVERHEAD POWERLINES HEIGHT__M

CODE	DETAILS
2020-BM	600 x 400 Metal
2020-BP	600 x 400 Poly
2020-AC	800x600 Corflute
2020-BC	600 x 400 Corflute
2020-EM	400 x 300 Metal
2020-EP	400 x 300 Poly
2020-GM	300 x 200 Metal
2020-GP	300 x 200 Poly
2020-GA	300 x 200 Self Adhesive
2020-JA	150 x 225 Self Adhesive
2020-KA	125 x 90 Self Adhesive (Pack/5)
2020-LA	90 x 55 Self Adhesive (Pack/5)

DANGER OVERHEAD POWERLINES

CODE	DETAILS
2151-BM	600 x 400 Metal
2151-BP	600 x 400 Poly
2151-BC	600 x 400 Corflute
2151-EM	400 x 300 Metal
2151-EP	400 x 300 Poly
2151-GM	300 x 200 Metal
2151-GP	300 x 200 Poly
2151-GA	300 x 200 Self Adhesive
2151-JA	150 x 225 Self Adhesive
2151-KA	125 x 90 Self Adhesive (Pack/5)
2151-LA	90 x 55 Self Adhesive (Pack/5)

DANGER DO NOT ENTER

CODE	DETAILS
2027-BM	600 x 400 Metal
2027-BP	600 x 400 Poly
2027-BC	600 x 400 Corflute
2027-EM	400 x 300 Metal
2027-EP	400 x 300 Poly
2027-GM	300 x 200 Metal
2027-GP	300 x 200 Poly
2027-GA	300 x 200 Self Adhesive
2027-JA	150 x 225 Self Adhesive
2027-KA	125 x 90 Self Adhesive (Pack/5)
2027-LA	90 x 55 Self Adhesive (Pack/5)

DANGER LOW CLEARANCE

CODE	DETAILS
2028-BM	600 x 400 Metal
2028-BP	600 x 400 Poly
2028-BC	600 x 400 Corflute
2028-EM	400 x 300 Metal
2028-EP	400 x 300 Poly
2028-GM	300 x 200 Metal
2028-GP	300 x 200 Poly
2028-GA	300 x 200 Self Adhesive
2028-JA	150 x 225 Self Adhesive
2028-KA	125 x 90 Self Adhesive (Pack/5)
2028-LA	90 x 55 Self Adhesive (Pack/5)

DANGER DEEP WATER

CODE	DETAILS
2021-BM	600 x 400 Metal
2021-BP	600 x 400 Poly
2021-BC	600 x 400 Corflute
2021-EM	400 x 300 Metal
2021-EP	400 x 300 Poly
2021-GM	300 x 200 Metal
2021-GP	300 x 200 Poly
2021-GA	300 x 200 Self Adhesive
2021-JA	150 x 225 Self Adhesive
2021-KA	125 x 90 Self Adhesive (Pack/5)
2021-LA	90 x 55 Self Adhesive (Pack/5)

DANGER NO VEHICLES BEYOND THIS POINT

CODE	DETAILS
2023-BM	600 x 400 Metal
2023-BP	600 x 400 Poly
2023-BC	600 x 400 Corflute
2023-EM	400 x 300 Metal
2023-EP	400 x 300 Poly
2023-GM	300 x 200 Metal
2023-GP	300 x 200 Poly
2023-GA	300 x 200 Self Adhesive
2023-JA	150 x 225 Self Adhesive
2023-KA	125 x 90 Self Adhesive (Pack/5)
2023-LA	90 x 55 Self Adhesive (Pack/5)

DANGER KEEP OUT

CODE	DETAILS
2029-BM	600 x 400 Metal
2029-BP	600 x 400 Poly
2029-BC	600 x 400 Corflute
2029-EM	400 x 300 Metal
2029-EP	400 x 300 Poly
2029-GM	300 x 200 Metal
2029-GP	300 x 200 Poly
2029-GA	300 x 200 Self Adhesive
2029-JA	150 x 225 Self Adhesive
2029-KA	125 x 90 Self Adhesive (Pack/5)
2029-LA	90 x 55 Self Adhesive (Pack/5)

DANGER NO ENTRY AUTHORISED PERSONNEL ONLY

CODE	DETAILS
2030-BM	600 x 400 Metal
2030-BP	600 x 400 Poly
2030-BC	600 x 400 Corflute
2030-EM	400 x 300 Metal
2030-EP	400 x 300 Poly
2030-GM	300 x 200 Metal
2030-GP	300 x 200 Poly
2030-GA	300 x 200 Self Adhesive
2030-JA	150 x 225 Self Adhesive
2030-KA	125 x 90 Self Adhesive (Pack/5)
2030-LA	90 x 55 Self Adhesive (Pack/5)

DANGER KEEP OUT AUTHORISED PERSONNEL ONLY

CODE	DETAILS
2024-BM	600 x 400 Metal
2024-BP	600 x 400 Poly
2024-BC	600 x 400 Corflute
2024-EM	400 x 300 Metal
2024-EP	400 x 300 Poly
2024-GM	300 x 200 Metal
2024-GP	300 x 200 Poly
2024-GA	300 x 200 Self Adhesive
2024-JA	150 x 225 Self Adhesive
2024-KA	125 x 90 Self Adhesive (Pack/5)
2024-LA	90 x 55 Self Adhesive (Pack/5)

DANGER CONFINED SPACE ENTRY BY PERMIT ONLY

CODE	DETAILS
2025-BM	600 x 400 Metal
2025-BP	600 x 400 Poly
2025-BC	600 x 400 Corflute
2025-EM	400 x 300 Metal
2025-EP	400 x 300 Poly
2025-GM	300 x 200 Metal
2025-GP	300 x 200 Poly
2025-GA	300 x 200 Self Adhesive
2025-JA	150 x 225 Self Adhesive
2025-KA	125 x 90 Self Adhesive (Pack/5)
2025-LA	90 x 55 Self Adhesive (Pack/5)

DANGER NO ADMITTANCE TO WORKSHOP

CODE	DETAILS
2032-BM	600 x 400 Metal
2032-BP	600 x 400 Poly
2032-BC	600 x 400 Corflute
2032-EM	400 x 300 Metal
2032-EP	400 x 300 Poly
2032-GM	300 x 200 Metal
2032-GP	300 x 200 Poly
2032-GA	300 x 200 Self Adhesive
2032-JA	150 x 225 Self Adhesive
2032-KA	125 x 90 Self Adhesive (Pack/5)
2032-LA	90 x 55 Self Adhesive (Pack/5)

DANGER KEEP OUT FORM WORKERS ONLY

CODE	DETAILS
2033-BM	600 x 400 Metal
2033-BP	600 x 400 Poly
2033-BC	600 x 400 Corflute
2033-EM	400 x 300 Metal
2033-EP	400 x 300 Poly
2033-GM	300 x 200 Metal
2033-GP	300 x 200 Poly
2033-GA	300 x 200 Self Adhesive
2033-JA	150 x 225 Self Adhesive
2033-KA	125 x 90 Self Adhesive (Pack/5)
2033-LA	90 x 55 Self Adhesive (Pack/5)

DANGER CONFINED SPACE ENTER BY PERMIT ONLY...

CODE	DETAILS
2031-BM	600 x 400 Metal
2031-BP	600 x 400 Poly
2031-BC	600 x 400 Corflute
2031-EM	400 x 300 Metal
2031-EP	400 x 300 Poly
2031-GM	300 x 200 Metal
2031-GP	300 x 200 Poly
2031-GA	300 x 200 Self Adhesive
2031-JA	150 x 225 Self Adhesive
2031-KA	125 x 90 Self Adhesive (Pack/5)
2031-LA	90 x 55 Self Adhesive (Pack/5)

DANGER WORKER IN CONFINED SPACE

CODE	DETAILS
2035-BM	600 x 400 Metal
2035-BP	600 x 400 Poly
2035-BC	600 x 400 Corflute
2035-EM	400 x 300 Metal
2035-EP	400 x 300 Poly
2035-GM	300 x 200 Metal
2035-GP	300 x 200 Poly
2035-GA	300 x 200 Self Adhesive
2035-JA	150 x 225 Self Adhesive
2035-KA	125 x 90 Self Adhesive (Pack/5)
2035-LA	90 x 55 Self Adhesive (Pack/5)

DANGER NO ACCESS

CODE	DETAILS
2034-BM	600 x 400 Metal
2034-BP	600 x 400 Poly
2034-BC	600 x 400 Corflute
2034-EM	400 x 300 Metal
2034-EP	400 x 300 Poly
2034-GM	300 x 200 Metal
2034-GP	300 x 200 Poly
2034-GA	300 x 200 Self Adhesive
2034-JA	150 x 225 Self Adhesive
2034-KA	125 x 90 Self Adhesive (Pack/5)
2034-LA	90 x 55 Self Adhesive (Pack/5)

DANGER KEEP OUT NO ACCESS

CODE	DETAILS
2038-BM	600 x 400 Metal
2038-BP	600 x 400 Poly
2038-BC	600 x 400 Corflute
2038-EM	400 x 300 Metal
2038-EP	400 x 300 Poly
2038-GM	300 x 200 Metal
2038-GP	300 x 200 Poly
2038-GA	300 x 200 Self Adhesive
2038-JA	150 x 225 Self Adhesive
2038-KA	125 x 90 Self Adhesive (Pack/5)
2038-LA	90 x 55 Self Adhesive (Pack/5)

DANGER CONFINED SPACE HAZARDOUS ATMOSPHERE CHECK OXYGEN LEVEL..

CODE	DETAILS
2102-BM	600 x 400 Metal
2102-BP	600 x 400 Poly
2102-BC	600 x 400 Corflute
2102-EM	400 x 300 Metal
2102-EP	400 x 300 Poly
2102-GM	300 x 200 Metal
2102-GP	300 x 200 Poly
2102-GA	300 x 200 Self Adhesive
2102-JA	150 x 225 Self Adhesive
2102-KA	125 x 90 Self Adhesive (Pack/5)
2102-LA	90 x 55 Self Adhesive (Pack/5)

DANGER RESTRICTED AREA

CODE	DETAILS
2026-BM	600 x 400 Metal
2026-BP	600 x 400 Poly
2026-BC	600 x 400 Corflute
2026-EM	400 x 300 Metal
2026-EP	400 x 300 Poly
2026-GM	300 x 200 Metal
2026-GP	300 x 200 Poly
2026-GA	300 x 200 Self Adhesive
2026-JA	150 x 225 Self Adhesive
2026-KA	125 x 90 Self Adhesive (Pack/5)
2026-LA	90 x 55 Self Adhesive (Pack/5)

DANGER HIGH VOLTAGE KEEP OUT


CODE	DETAILS
2039-BM	600 x 400 Metal
2039-BP	600 x 400 Poly
2039-BC	600 x 400 Corflute
2039-EM	400 x 300 Metal
2039-EP	400 x 300 Poly
2039-GM	300 x 200 Metal
2039-GP	300 x 200 Poly
2039-GA	300 x 200 Self Adhesive
2039-JA	150 x 225 Self Adhesive
2039-KA	125 x 90 Self Adhesive (Pack/5)
2039-LA	90 x 55 Self Adhesive (Pack/5)

DANGER LIVE WIRES

CODE	DETAILS
2040-BM	600 x 400 Metal
2040-BP	600 x 400 Poly
2040-BC	600 x 400 Corflute
2040-EM	400 x 300 Metal
2040-EP	400 x 300 Poly
2040-GM	300 x 200 Metal
2040-GP	300 x 200 Poly
2040-GA	300 x 200 Self Adhesive
2040-JA	150 x 225 Self Adhesive
2040-KA	125 x 90 Self Adhesive (Pack/5)
2040-LA	90 x 55 Self Adhesive (Pack/5)




DANGER HIGH VOLTAGE



CODE	DETAILS
2043-BM	600 x 400 Metal
2043-BP	600 x 400 Poly
2043-BC	600 x 400 Corflute
2043-EM	400 x 300 Metal
2043-EP	400 x 300 Poly
2043-GM	300 x 200 Metal
2043-GP	300 x 200 Poly
2043-GA	300 x 200 Self Adhesive
2043-JA	150 x 225 Self Adhesive
2043-KA	125 x 90 Self Adhesive (Pack/5)
2043-LA	90 x 55 Self Adhesive (Pack/5)

DANGER HIGH VOLTAGE OVERHEAD




CODE	DETAILS
2044-BM	600 x 400 Metal
2044-BP	600 x 400 Poly
2044-BC	600 x 400 Corflute
2044-EM	400 x 300 Metal
2044-EP	400 x 300 Poly
2044-GM	300 x 200 Metal
2044-GP	300 x 200 Poly
2044-GA	300 x 200 Self Adhesive
2044-JA	150 x 225 Self Adhesive
2044-KA	125 x 90 Self Adhesive (Pack/5)
2044-LA	90 x 55 Self Adhesive (Pack/5)

DANGER EXPLOSIVES KEEP OUT




CODE	DETAILS
2064-BM	600 x 400 Metal
2064-BP	600 x 400 Poly
2064-BC	600 x 400 Corflute
2064-EM	400 x 300 Metal
2064-EP	400 x 300 Poly
2064-GM	300 x 200 Metal
2064-GP	300 x 200 Poly
2064-GA	300 x 200 Self Adhesive
2064-JA	150 x 225 Self Adhesive
2064-KA	125 x 90 Self Adhesive (Pack/5)
2064-LA	90 x 55 Self Adhesive (Pack/5)

DANGER FLAMMABLE MATERIALS




CODE	DETAILS
2053-BM	600 x 400 Metal
2053-BP	600 x 400 Poly
2053-BC	600 x 400 Corflute
2053-EM	400 x 300 Metal
2053-EP	400 x 300 Poly
2053-GM	300 x 200 Metal
2053-GP	300 x 200 Poly
2053-GA	300 x 200 Self Adhesive
2053-JA	150 x 225 Self Adhesive
2053-KA	125 x 90 Self Adhesive (Pack/5)
2053-LA	90 x 55 Self Adhesive (Pack/5)

DANGER HIGH VOLTAGE AUTHORISED PERSONNEL ONLY




CODE	DETAILS
2045-BM	600 x 400 Metal
2045-BP	600 x 400 Poly
2045-BC	600 x 400 Corflute
2045-EM	400 x 300 Metal
2045-EP	400 x 300 Poly
2045-GM	300 x 200 Metal
2045-GP	300 x 200 Poly
2045-GA	300 x 200 Self Adhesive
2045-JA	150 x 225 Self Adhesive
2045-KA	125 x 90 Self Adhesive (Pack/5)
2045-LA	90 x 55 Self Adhesive (Pack/5)

DANGER HIGH VOLTAGE UNDERGROUND CABLES




CODE	DETAILS
2046-BM	600 x 400 Metal
2046-BP	600 x 400 Poly
2046-BC	600 x 400 Corflute
2046-EM	400 x 300 Metal
2046-EP	400 x 300 Poly
2046-GM	300 x 200 Metal
2046-GP	300 x 200 Poly
2046-GA	300 x 200 Self Adhesive
2046-JA	150 x 225 Self Adhesive
2046-KA	125 x 90 Self Adhesive (Pack/5)
2046-LA	90 x 55 Self Adhesive (Pack/5)

DANGER CAUSTIC




CODE	DETAILS
2054-BM	600 x 400 Metal
2054-BP	600 x 400 Poly
2054-BC	600 x 400 Corflute
2054-EM	400 x 300 Metal
2054-EP	400 x 300 Poly
2054-GM	300 x 200 Metal
2054-GP	300 x 200 Poly
2054-GA	300 x 200 Self Adhesive
2054-JA	150 x 225 Self Adhesive
2054-KA	125 x 90 Self Adhesive (Pack/5)
2054-LA	90 x 55 Self Adhesive (Pack/5)

DANGER ACID




CODE	DETAILS
2055-BM	600 x 400 Metal
2055-BP	600 x 400 Poly
2055-BC	600 x 400 Corflute
2055-EM	400 x 300 Metal
2055-EP	400 x 300 Poly
2055-GM	300 x 200 Metal
2055-GP	300 x 200 Poly
2055-GA	300 x 200 Self Adhesive
2055-JA	150 x 225 Self Adhesive
2055-KA	125 x 90 Self Adhesive (Pack/5)
2055-LA	90 x 55 Self Adhesive (Pack/5)

DANGER UNDERGROUND CABLES




CODE	DETAILS
2182-BM	600 x 400 Metal
2182-BP	600 x 400 Poly
2182-BC	600 x 400 Corflute
2182-EM	400 x 300 Metal
2182-EP	400 x 300 Poly
2182-GM	300 x 200 Metal
2182-GP	300 x 200 Poly
2182-GA	300 x 200 Self Adhesive
2182-JA	150 x 225 Self Adhesive
2182-KA	125 x 90 Self Adhesive (Pack/5)
2182-LA	90 x 55 Self Adhesive (Pack/5)

DANGER 240 VOLTS




CODE	DETAILS
2041-BM	600 x 400 Metal
2041-BP	600 x 400 Poly
2041-BC	600 x 400 Corflute
2041-EM	400 x 300 Metal
2041-EP	400 x 300 Poly
2041-GM	300 x 200 Metal
2041-GP	300 x 200 Poly
2041-GA	300 x 200 Self Adhesive
2041-JA	150 x 225 Self Adhesive
2041-KA	125 x 90 Self Adhesive (Pack/5)
2041-LA	90 x 55 Self Adhesive (Pack/5)

DANGER AMMONIA



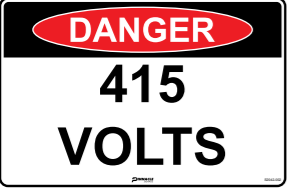
CODE	DETAILS
2056-BM	600 x 400 Metal
2056-BP	600 x 400 Poly
2056-BC	600 x 400 Corflute
2056-EM	400 x 300 Metal
2056-EP	400 x 300 Poly
2056-GM	300 x 200 Metal
2056-GP	300 x 200 Poly
2056-GA	300 x 200 Self Adhesive
2056-JA	150 x 225 Self Adhesive
2056-KA	125 x 90 Self Adhesive (Pack/5)
2056-LA	90 x 55 Self Adhesive (Pack/5)

DANGER CHLORINE




CODE	DETAILS
2057-BM	600 x 400 Metal
2057-BP	600 x 400 Poly
2057-BC	600 x 400 Corflute
2057-EM	400 x 300 Metal
2057-EP	400 x 300 Poly
2057-GM	300 x 200 Metal
2057-GP	300 x 200 Poly
2057-GA	300 x 200 Self Adhesive
2057-JA	150 x 225 Self Adhesive
2057-KA	125 x 90 Self Adhesive (Pack/5)
2057-LA	90 x 55 Self Adhesive (Pack/5)

DANGER 415 VOLTS




CODE	DETAILS
2042-BM	600 x 400 Metal
2042-BP	600 x 400 Poly
2042-BC	600 x 400 Corflute
2042-EM	400 x 300 Metal
2042-EP	400 x 300 Poly
2042-GM	300 x 200 Metal
2042-GP	300 x 200 Poly
2042-GA	300 x 200 Self Adhesive
2042-JA	150 x 225 Self Adhesive
2042-KA	125 x 90 Self Adhesive (Pack/5)
2042-LA	90 x 55 Self Adhesive (Pack/5)

DANGER 11,000 VOLTS




CODE	DETAILS
2049-BM	600 x 400 Metal
2049-BP	600 x 400 Poly
2049-BC	600 x 400 Corflute
2049-EM	400 x 300 Metal
2049-EP	400 x 300 Poly
2049-GM	300 x 200 Metal
2049-GP	300 x 200 Poly
2049-GA	300 x 200 Self Adhesive
2049-JA	150 x 225 Self Adhesive
2049-KA	125 x 90 Self Adhesive (Pack/5)
2049-LA	90 x 55 Self Adhesive (Pack/5)

DANGER HOT




CODE	DETAILS
2059-BM	600 x 400 Metal
2059-BP	600 x 400 Poly
2059-BC	600 x 400 Corflute
2059-EM	400 x 300 Metal
2059-EP	400 x 300 Poly
2059-GM	300 x 200 Metal
2059-GP	300 x 200 Poly
2059-GA	300 x 200 Self Adhesive
2059-JA	150 x 225 Self Adhesive
2059-KA	125 x 90 Self Adhesive (Pack/5)
2059-LA	90 x 55 Self Adhesive (Pack/5)

DANGER HAZARDOUS SUBSTANCES




CODE	DETAILS
2060-BM	600 x 400 Metal
2060-BP	600 x 400 Poly
2060-BC	600 x 400 Corflute
2060-EM	400 x 300 Metal
2060-EP	400 x 300 Poly
2060-GM	300 x 200 Metal
2060-GP	300 x 200 Poly
2060-GA	300 x 200 Self Adhesive
2060-JA	150 x 225 Self Adhesive
2060-KA	125 x 90 Self Adhesive (Pack/5)
2060-LA	90 x 55 Self Adhesive (Pack/5)

DANGER 22,000 VOLTS




CODE	DETAILS
2050-BM	600 x 400 Metal
2050-BP	600 x 400 Poly
2050-BC	600 x 400 Corflute
2050-EM	400 x 300 Metal
2050-EP	400 x 300 Poly
2050-GM	300 x 200 Metal
2050-GP	300 x 200 Poly
2050-GA	300 x 200 Self Adhesive
2050-JA	150 x 225 Self Adhesive
2050-KA	125 x 90 Self Adhesive (Pack/5)
2050-LA	90 x 55 Self Adhesive (Pack/5)

DANGER EXPLOSIVES




CODE	DETAILS
2052-BM	600 x 400 Metal
2052-BP	600 x 400 Poly
2052-BC	600 x 400 Corflute
2052-EM	400 x 300 Metal
2052-EP	400 x 300 Poly
2052-GM	300 x 200 Metal
2052-GP	300 x 200 Poly
2052-GA	300 x 200 Self Adhesive
2052-JA	150 x 225 Self Adhesive
2052-KA	125 x 90 Self Adhesive (Pack/5)
2052-LA	90 x 55 Self Adhesive (Pack/5)

DANGER DIESEL FUEL



CODE	DETAILS
2063-BM	600 x 400 Metal
2063-BP	600 x 400 Poly
2063-BC	600 x 400 Corflute
2063-EM	400 x 300 Metal
2063-EP	400 x 300 Poly
2063-GM	300 x 200 Metal
2063-GP	300 x 200 Poly
2063-GA	300 x 200 Self Adhesive
2063-JA	150 x 225 Self Adhesive
2063-KA	125 x 90 Self Adhesive (Pack/5)
2063-LA	90 x 55 Self Adhesive (Pack/5)

DANGER DO NOT REMOVE GUARDS



CODE	DETAILS
2066-BM	600 x 400 Metal
2066-BP	600 x 400 Poly
2066-BC	600 x 400 Corflute
2066-EM	400 x 300 Metal
2066-EP	400 x 300 Poly
2066-GM	300 x 200 Metal
2066-GP	300 x 200 Poly
2066-GA	300 x 200 Self Adhesive
2066-JA	150 x 225 Self Adhesive
2066-KA	125 x 90 Self Adhesive (Pack/5)
2066-LA	90 x 55 Self Adhesive (Pack/5)



DANGER FORKLIFT OPERATING AREA

CODE	DETAILS
2065-BM	600 x 400 Metal
2065-BP	600 x 400 Poly
2065-BC	600 x 400 Corflute
2065-EM	400 x 300 Metal
2065-EP	400 x 300 Poly
2065-GM	300 x 200 Metal
2065-GP	300 x 200 Poly
2065-GA	300 x 200 Self Adhesive
2065-JA	150 x 225 Self Adhesive
2065-KA	125 x 90 Self Adhesive (Pack/5)
2065-LA	90 x 55 Self Adhesive (Pack/5)

DANGER KEEP HANDS CLEAR

CODE	DETAILS
2067-BM	600 x 400 Metal
2067-BP	600 x 400 Poly
2067-BC	600 x 400 Corflute
2067-EM	400 x 300 Metal
2067-EP	400 x 300 Poly
2067-GM	300 x 200 Metal
2067-GP	300 x 200 Poly
2067-GA	300 x 200 Self Adhesive
2067-JA	150 x 225 Self Adhesive
2067-KA	125 x 90 Self Adhesive (Pack/5)
2067-LA	90 x 55 Self Adhesive (Pack/5)

DANGER CHEMICAL STORAGE

CODE	DETAILS
2077-BM	600 x 400 Metal
2077-BP	600 x 400 Poly
2077-BC	600 x 400 Corflute
2077-EM	400 x 300 Metal
2077-EP	400 x 300 Poly
2077-GM	300 x 200 Metal
2077-GP	300 x 200 Poly
2077-GA	300 x 200 Self Adhesive
2077-JA	150 x 225 Self Adhesive
2077-KA	125 x 90 Self Adhesive (Pack/5)
2077-LA	90 x 55 Self Adhesive (Pack/5)

DANGER MOVING PARTS

CODE	DETAILS
2078-BM	600 x 400 Metal
2078-BP	600 x 400 Poly
2078-BC	600 x 400 Corflute
2078-EM	400 x 300 Metal
2078-EP	400 x 300 Poly
2078-GM	300 x 200 Metal
2078-GP	300 x 200 Poly
2078-GA	300 x 200 Self Adhesive
2078-JA	150 x 225 Self Adhesive
2078-KA	125 x 90 Self Adhesive (Pack/5)
2078-LA	90 x 55 Self Adhesive (Pack/5)

DANGER WATCH YOUR STEP

CODE	DETAILS
2068-BM	600 x 400 Metal
2068-BP	600 x 400 Poly
2068-BC	600 x 400 Corflute
2068-EM	400 x 300 Metal
2068-EP	400 x 300 Poly
2068-GM	300 x 200 Metal
2068-GP	300 x 200 Poly
2068-GA	300 x 200 Self Adhesive
2068-JA	150 x 225 Self Adhesive
2068-KA	125 x 90 Self Adhesive (Pack/5)
2068-LA	90 x 55 Self Adhesive (Pack/5)

DANGER SHUT OFF MACHINE BEFORE SERVICING

CODE	DETAILS
2069-BM	600 x 400 Metal
2069-BP	600 x 400 Poly
2069-BC	600 x 400 Corflute
2069-EM	400 x 300 Metal
2069-EP	400 x 300 Poly
2069-GM	300 x 200 Metal
2069-GP	300 x 200 Poly
2069-GA	300 x 200 Self Adhesive
2069-JA	150 x 225 Self Adhesive
2069-KA	125 x 90 Self Adhesive (Pack/5)
2069-LA	90 x 55 Self Adhesive (Pack/5)

DANGER CHEMICAL STORAGE AREA UNAUTHORISED PERSONNEL KEEP OUT

CODE	DETAILS
2079-BM	600 x 400 Metal
2079-BP	600 x 400 Poly
2079-BC	600 x 400 Corflute
2079-EM	400 x 300 Metal
2079-EP	400 x 300 Poly
2079-GM	300 x 200 Metal
2079-GP	300 x 200 Poly
2079-GA	300 x 200 Self Adhesive
2079-JA	150 x 225 Self Adhesive
2079-KA	125 x 90 Self Adhesive (Pack/5)
2079-LA	90 x 55 Self Adhesive (Pack/5)

DANGER HOT WORK IN PROGRESS

CODE	DETAILS
2080-BM	600 x 400 Metal
2080-BP	600 x 400 Poly
2080-BC	600 x 400 Corflute
2080-EM	400 x 300 Metal
2080-EP	400 x 300 Poly
2080-GM	300 x 200 Metal
2080-GP	300 x 200 Poly
2080-GA	300 x 200 Self Adhesive
2080-JA	150 x 225 Self Adhesive
2080-KA	125 x 90 Self Adhesive (Pack/5)
2080-LA	90 x 55 Self Adhesive (Pack/5)

DANGER THIS EQUIPMENT STARTS AUTOMATICALLY

CODE	DETAILS
2070-BM	600 x 400 Metal
2070-BP	600 x 400 Poly
2070-BC	600 x 400 Corflute
2070-EM	400 x 300 Metal
2070-EP	400 x 300 Poly
2070-GM	300 x 200 Metal
2070-GP	300 x 200 Poly
2070-GA	300 x 200 Self Adhesive
2070-JA	150 x 225 Self Adhesive
2070-KA	125 x 90 Self Adhesive (Pack/5)
2070-LA	90 x 55 Self Adhesive (Pack/5)

DANGER HIGH PRESSURE

CODE	DETAILS
2071-BM	600 x 400 Metal
2071-BP	600 x 400 Poly
2071-BC	600 x 400 Corflute
2071-EM	400 x 300 Metal
2071-EP	400 x 300 Poly
2071-GM	300 x 200 Metal
2071-GP	300 x 200 Poly
2071-GA	300 x 200 Self Adhesive
2071-JA	150 x 225 Self Adhesive
2071-KA	125 x 90 Self Adhesive (Pack/5)
2071-LA	90 x 55 Self Adhesive (Pack/5)

DANGER ISOLATE DRIVE BEFORE REMOVING GUARD

CODE	DETAILS
2081-BM	600 x 400 Metal
2081-BP	600 x 400 Poly
2081-BC	600 x 400 Corflute
2081-EM	400 x 300 Metal
2081-EP	400 x 300 Poly
2081-GM	300 x 200 Metal
2081-GP	300 x 200 Poly
2081-GA	300 x 200 Self Adhesive
2081-JA	150 x 225 Self Adhesive
2081-KA	125 x 90 Self Adhesive (Pack/5)
2081-LA	90 x 55 Self Adhesive (Pack/5)

DANGER ALL LEADS MUST BE 2.5M ABOVE FLOOR OR GROUND LEVEL

CODE	DETAILS
2084-BM	600 x 400 Metal
2084-BP	600 x 400 Poly
2084-BC	600 x 400 Corflute
2084-EM	400 x 300 Metal
2084-EP	400 x 300 Poly
2084-GM	300 x 200 Metal
2084-GP	300 x 200 Poly
2084-GA	300 x 200 Self Adhesive
2084-JA	150 x 225 Self Adhesive
2084-KA	125 x 90 Self Adhesive (Pack/5)
2084-LA	90 x 55 Self Adhesive (Pack/5)

DANGER ELECTRICAL EQUIPMENT AUTHORIZED PERSONNEL ONLY

CODE	DETAILS
2072-BM	600 x 400 Metal
2072-BP	600 x 400 Poly
2072-BC	600 x 400 Corflute
2072-EM	400 x 300 Metal
2072-EP	400 x 300 Poly
2072-GM	300 x 200 Metal
2072-GP	300 x 200 Poly
2072-GA	300 x 200 Self Adhesive
2072-JA	150 x 225 Self Adhesive
2072-KA	125 x 90 Self Adhesive (Pack/5)
2072-LA	90 x 55 Self Adhesive (Pack/5)

DANGER COMPRESSED AIR BEWARE OF INJURY OR DEATH

CODE	DETAILS
2073-BM	600 x 400 Metal
2073-BP	600 x 400 Poly
2073-BC	600 x 400 Corflute
2073-EM	400 x 300 Metal
2073-EP	400 x 300 Poly
2073-GM	300 x 200 Metal
2073-GP	300 x 200 Poly
2073-GA	300 x 200 Self Adhesive
2073-JA	150 x 225 Self Adhesive
2073-KA	125 x 90 Self Adhesive (Pack/5)
2073-LA	90 x 55 Self Adhesive (Pack/5)

DANGER NO SMOKING NO NAKED FLAMES NO MATCHES

CODE	DETAILS
2086-BM	600 x 400 Metal
2086-BP	600 x 400 Poly
2086-BC	600 x 400 Corflute
2086-EM	400 x 300 Metal
2086-EP	400 x 300 Poly
2086-GM	300 x 200 Metal
2086-GP	300 x 200 Poly
2086-GA	300 x 200 Self Adhesive
2086-JA	150 x 225 Self Adhesive
2086-KA	125 x 90 Self Adhesive (Pack/5)
2086-LA	90 x 55 Self Adhesive (Pack/5)

DANGER NO SMOKING

CODE	DETAILS
2088-BM	600 x 400 Metal
2088-BP	600 x 400 Poly
2088-BC	600 x 400 Corflute
2088-EM	400 x 300 Metal
2088-EP	400 x 300 Poly
2088-GM	300 x 200 Metal
2088-GP	300 x 200 Poly
2088-GA	300 x 200 Self Adhesive
2088-JA	150 x 225 Self Adhesive
2088-KA	125 x 90 Self Adhesive (Pack/5)
2088-LA	90 x 55 Self Adhesive (Pack/5)

DANGER COMPRESSED AIR BEWARE OF SERIOUS INJURY OR DEATH..

CODE	DETAILS
2057-BM	600 x 400 Metal
2057-BP	600 x 400 Poly
2057-BC	600 x 400 Corflute
2057-EM	400 x 300 Metal
2057-EP	400 x 300 Poly
2057-GM	300 x 200 Metal
2057-GP	300 x 200 Poly
2057-GA	300 x 200 Self Adhesive
2057-JA	150 x 225 Self Adhesive
2057-KA	125 x 90 Self Adhesive (Pack/5)
2057-LA	90 x 55 Self Adhesive (Pack/5)

DANGER FLAMMABLE MATERIALS STORAGE AREA KEEP FIRE AWAY

CODE	DETAILS
2076-BM	600 x 400 Metal
2076-BP	600 x 400 Poly
2076-BC	600 x 400 Corflute
2076-EM	400 x 300 Metal
2076-EP	400 x 300 Poly
2076-GM	300 x 200 Metal
2076-GP	300 x 200 Poly
2076-GA	300 x 200 Self Adhesive
2076-JA	150 x 225 Self Adhesive
2076-KA	125 x 90 Self Adhesive (Pack/5)
2076-LA	90 x 55 Self Adhesive (Pack/5)

DANGER FLAMMABLE GOODS NO SMOKING SPARKS FLAMES

CODE	DETAILS
2089-BM	600 x 400 Metal
2089-BP	600 x 400 Poly
2089-BC	600 x 400 Corflute
2089-EM	400 x 300 Metal
2089-EP	400 x 300 Poly
2089-GM	300 x 200 Metal
2089-GP	300 x 200 Poly
2089-GA	300 x 200 Self Adhesive
2089-JA	150 x 225 Self Adhesive
2089-KA	125 x 90 Self Adhesive (Pack/5)
2089-LA	90 x 55 Self Adhesive (Pack/5)

DANGER NO SMOKING BEYOND THIS POINT

CODE	DETAILS
2091-BM	600 x 400 Metal
2091-BP	600 x 400 Poly
2091-BC	600 x 400 Corflute
2091-EM	400 x 300 Metal
2091-EP	400 x 300 Poly
2091-GM	300 x 200 Metal
2091-GP	300 x 200 Poly
2091-GA	300 x 200 Self Adhesive
2091-JA	150 x 225 Self Adhesive
2091-KA	125 x 90 Self Adhesive (Pack/5)
2091-LA	90 x 55 Self Adhesive (Pack/5)

DANGER OXYGEN NO SMOKING - NO OPEN FLAMES

DANGER
OXYGEN
NO SMOKING - NO OPEN FLAMES

CODE	DETAILS
2092-BM	600 x 400 Metal
2092-BP	600 x 400 Poly
2092-BC	600 x 400 Corflute
2092-EM	400 x 300 Metal
2092-EP	400 x 300 Poly
2092-GM	300 x 200 Metal
2092-GP	300 x 200 Poly
2092-GA	300 x 200 Self Adhesive
2092-JA	150 x 225 Self Adhesive
2092-KA	125 x 90 Self Adhesive (Pack/5)
2092-LA	90 x 55 Self Adhesive (Pack/5)

DANGER NO SMOKING NO IGNITION SOURCES

DANGER
NO SMOKING
NO IGNITION SOURCES

CODE	DETAILS
2093-BM	600 x 400 Metal
2093-BP	600 x 400 Poly
2093-BC	600 x 400 Corflute
2093-EM	400 x 300 Metal
2093-EP	400 x 300 Poly
2093-GM	300 x 200 Metal
2093-GP	300 x 200 Poly
2093-GA	300 x 200 Self Adhesive
2093-JA	150 x 225 Self Adhesive
2093-KA	125 x 90 Self Adhesive (Pack/5)
2093-LA	90 x 55 Self Adhesive (Pack/5)

DANGER FLAMMABLE LIQUIDS

DANGER
FLAMMABLE
LIQUIDS

CODE	DETAILS
2107-BM	600 x 400 Metal
2107-BP	600 x 400 Poly
2107-BC	600 x 400 Corflute
2107-EM	400 x 300 Metal
2107-EP	400 x 300 Poly
2107-GM	300 x 200 Metal
2107-GP	300 x 200 Poly
2107-GA	300 x 200 Self Adhesive
2107-JA	150 x 225 Self Adhesive
2107-KA	125 x 90 Self Adhesive (Pack/5)
2107-LA	90 x 55 Self Adhesive (Pack/5)

DANGER FLAMMABLE

DANGER
FLAMMABLE

CODE	DETAILS
2108-BM	600 x 400 Metal
2108-BP	600 x 400 Poly
2108-BC	600 x 400 Corflute
2108-EM	400 x 300 Metal
2108-EP	400 x 300 Poly
2108-GM	300 x 200 Metal
2108-GP	300 x 200 Poly
2108-GA	300 x 200 Self Adhesive
2108-JA	150 x 225 Self Adhesive
2108-KA	125 x 90 Self Adhesive (Pack/5)
2108-LA	90 x 55 Self Adhesive (Pack/5)

DANGER NO SMOKING OR NAKED FLAMES WITHIN... M

DANGER
NO SMOKING OR
NAKED FLAMES
WITHIN ___ M

CODE	DETAILS
2094-BM	600 x 400 Metal
2094-BP	600 x 400 Poly
2094-BC	600 x 400 Corflute
2094-EM	400 x 300 Metal
2094-EP	400 x 300 Poly
2094-GM	300 x 200 Metal
2094-GP	300 x 200 Poly
2094-GA	300 x 200 Self Adhesive
2094-JA	150 x 225 Self Adhesive
2094-KA	125 x 90 Self Adhesive (Pack/5)
2094-LA	90 x 55 Self Adhesive (Pack/5)

DANGER PINCH POINT

DANGER
PINCH
POINT

CODE	DETAILS
2095-BM	600 x 400 Metal
2095-BP	600 x 400 Poly
2095-BC	600 x 400 Corflute
2095-EM	400 x 300 Metal
2095-EP	400 x 300 Poly
2095-GM	300 x 200 Metal
2095-GP	300 x 200 Poly
2095-GA	300 x 200 Self Adhesive
2095-JA	150 x 225 Self Adhesive
2095-KA	125 x 90 Self Adhesive (Pack/5)
2095-LA	90 x 55 Self Adhesive (Pack/5)

DANGER KEEP CLEAR OF MOVING CONVEYORS

DANGER
KEEP CLEAR
OF MOVING
CONVEYORS

CODE	DETAILS
2114-BM	600 x 400 Metal
2114-BP	600 x 400 Poly
2114-BC	600 x 400 Corflute
2114-EM	400 x 300 Metal
2114-EP	400 x 300 Poly
2114-GM	300 x 200 Metal
2114-GP	300 x 200 Poly
2114-GA	300 x 200 Self Adhesive
2114-JA	150 x 225 Self Adhesive
2114-KA	125 x 90 Self Adhesive (Pack/5)
2114-LA	90 x 55 Self Adhesive (Pack/5)

DANGER LIQUID PETROLEUM GAS

DANGER
LIQUID
PETROLEUM GAS

CODE	DETAILS
2118-BM	600 x 400 Metal
2118-BP	600 x 400 Poly
2118-BC	600 x 400 Corflute
2118-EM	400 x 300 Metal
2118-EP	400 x 300 Poly
2118-GM	300 x 200 Metal
2118-GP	300 x 200 Poly
2118-GA	300 x 200 Self Adhesive
2118-JA	150 x 225 Self Adhesive
2118-KA	125 x 90 Self Adhesive (Pack/5)
2118-LA	90 x 55 Self Adhesive (Pack/5)

DANGER CRUSH ZONE KEEP CLEAR

DANGER
CRUSH ZONE
KEEP CLEAR

CODE	DETAILS
2097-BM	600 x 400 Metal
2097-BP	600 x 400 Poly
2097-BC	600 x 400 Corflute
2097-EM	400 x 300 Metal
2097-EP	400 x 300 Poly
2097-GM	300 x 200 Metal
2097-GP	300 x 200 Poly
2097-GA	300 x 200 Self Adhesive
2097-JA	150 x 225 Self Adhesive
2097-KA	125 x 90 Self Adhesive (Pack/5)
2097-LA	90 x 55 Self Adhesive (Pack/5)

DANGER WEAR GOGGLES AND RUBBER GLOVES

DANGER
WEAR GOGGLES AND
RUBBER GLOVES
WHEN HANDLING CHEMICALS

CODE	DETAILS
2098-BM	600 x 400 Metal
2098-BP	600 x 400 Poly
2098-BC	600 x 400 Corflute
2098-EM	400 x 300 Metal
2098-EP	400 x 300 Poly
2098-GM	300 x 200 Metal
2098-GP	300 x 200 Poly
2098-GA	300 x 200 Self Adhesive
2098-JA	150 x 225 Self Adhesive
2098-KA	125 x 90 Self Adhesive (Pack/5)
2098-LA	90 x 55 Self Adhesive (Pack/5)

DANGER LOCKOUT ELECTRICAL SWITCHES BEFORE WORKING ON MACHINERY

DANGER
LOCKOUT ELECTRICAL
SWITCHES BEFORE
WORKING ON
MACHINERY

CODE	DETAILS
2121-BM	600 x 400 Metal
2121-BP	600 x 400 Poly
2121-BC	600 x 400 Corflute
2121-EM	400 x 300 Metal
2121-EP	400 x 300 Poly
2121-GM	300 x 200 Metal
2121-GP	300 x 200 Poly
2121-GA	300 x 200 Self Adhesive
2121-JA	150 x 225 Self Adhesive
2121-KA	125 x 90 Self Adhesive (Pack/5)
2121-LA	90 x 55 Self Adhesive (Pack/5)

DANGER HAZARDOUS CHEMICALS

DANGER
HAZARDOUS
CHEMICALS

CODE	DETAILS
2110-BM	600 x 400 Metal
2110-BP	600 x 400 Poly
2110-BC	600 x 400 Corflute
2110-EM	400 x 300 Metal
2110-EP	400 x 300 Poly
2110-GM	300 x 200 Metal
2110-GP	300 x 200 Poly
2110-GA	300 x 200 Self Adhesive
2110-JA	150 x 225 Self Adhesive
2110-KA	125 x 90 Self Adhesive (Pack/5)
2110-LA	90 x 55 Self Adhesive (Pack/5)

DANGER ACETYLENE

DANGER
ACETYLENE

CODE	DETAILS
2099-BM	600 x 400 Metal
2099-BP	600 x 400 Poly
2099-BC	600 x 400 Corflute
2099-EM	400 x 300 Metal
2099-EP	400 x 300 Poly
2099-GM	300 x 200 Metal
2099-GP	300 x 200 Poly
2099-GA	300 x 200 Self Adhesive
2099-JA	150 x 225 Self Adhesive
2099-KA	125 x 90 Self Adhesive (Pack/5)
2099-LA	90 x 55 Self Adhesive (Pack/5)

DANGER BATTERY CHARGING AREA NO SMOKING

DANGER
BATTERY
CHARGING AREA
NO SMOKING

CODE	DETAILS
2100-BM	600 x 400 Metal
2100-BP	600 x 400 Poly
2100-BC	600 x 400 Corflute
2100-EM	400 x 300 Metal
2100-EP	400 x 300 Poly
2100-GM	300 x 200 Metal
2100-GP	300 x 200 Poly
2100-GA	300 x 200 Self Adhesive
2100-JA	150 x 225 Self Adhesive
2100-KA	125 x 90 Self Adhesive (Pack/5)
2100-LA	90 x 55 Self Adhesive (Pack/5)

DANGER HAZARDOUS MATERIALS AREA AUTHORISED PERSONNEL ONLY

DANGER
HAZARDOUS
MATERIALS AREA
AUTHORISED
PERSONNEL ONLY

CODE	DETAILS
2111-BM	600 x 400 Metal
2111-BP	600 x 400 Poly
2111-BC	600 x 400 Corflute
2111-EM	400 x 300 Metal
2111-EP	400 x 300 Poly
2111-GM	300 x 200 Metal
2111-GP	300 x 200 Poly
2111-GA	300 x 200 Self Adhesive
2111-JA	150 x 225 Self Adhesive
2111-KA	125 x 90 Self Adhesive (Pack/5)
2111-LA	90 x 55 Self Adhesive (Pack/5)

DANGER HYDROCHLORIC ACID

DANGER
HYDROCHLORIC
ACID

CODE	DETAILS
2113-BM	600 x 400 Metal
2113-BP	600 x 400 Poly
2113-BC	600 x 400 Corflute
2113-EM	400 x 300 Metal
2113-EP	400 x 300 Poly
2113-GM	300 x 200 Metal
2113-GP	300 x 200 Poly
2113-GA	300 x 200 Self Adhesive
2113-JA	150 x 225 Self Adhesive
2113-KA	125 x 90 Self Adhesive (Pack/5)
2113-LA	90 x 55 Self Adhesive (Pack/5)

DANGER DO NOT USE

DANGER
DO NOT
USE

CODE	DETAILS
2104-BM	600 x 400 Metal
2104-BP	600 x 400 Poly
2104-BC	600 x 400 Corflute
2104-EM	400 x 300 Metal
2104-EP	400 x 300 Poly
2104-GM	300 x 200 Metal
2104-GP	300 x 200 Poly
2104-GA	300 x 200 Self Adhesive
2104-JA	150 x 225 Self Adhesive
2104-KA	125 x 90 Self Adhesive (Pack/5)
2104-LA	90 x 55 Self Adhesive (Pack/5)

DANGER FLAMMABLE GAS

DANGER
FLAMMABLE
GAS

CODE	DETAILS
2106-BM	600 x 400 Metal
2106-BP	600 x 400 Poly
2106-BC	600 x 400 Corflute
2106-EM	400 x 300 Metal
2106-EP	400 x 300 Poly
2106-GM	300 x 200 Metal
2106-GP	300 x 200 Poly
2106-GA	300 x 200 Self Adhesive
2106-JA	150 x 225 Self Adhesive
2106-KA	125 x 90 Self Adhesive (Pack/5)
2106-LA	90 x 55 Self Adhesive (Pack/5)

DANGER NITROGEN

DANGER
NITROGEN

CODE	DETAILS
2123-BM	600 x 400 Metal
2123-BP	600 x 400 Poly
2123-BC	600 x 400 Corflute
2123-EM	400 x 300 Metal
2123-EP	400 x 300 Poly
2123-GM	300 x 200 Metal
2123-GP	300 x 200 Poly
2123-GA	300 x 200 Self Adhesive
2123-JA	150 x 225 Self Adhesive
2123-KA	125 x 90 Self Adhesive (Pack/5)
2123-LA	90 x 55 Self Adhesive (Pack/5)


DANGER TOXIC MATERIALS

DANGER
TOXIC
MATERIALS

CODE	DETAILS
2132-BM	600 x 400 Metal
2132-BP	600 x 400 Poly
2132-BC	600 x 400 Corflute
2132-EM	400 x 300 Metal
2132-EP	400 x 300 Poly
2132-GM	300 x 200 Metal
2132-GP	300 x 200 Poly
2132-GA	300 x 200 Self Adhesive
2132-JA	150 x 225 Self Adhesive
2132-KA	125 x 90 Self Adhesive (Pack/5)
2132-LA	90 x 55 Self Adhesive (Pack/5)




DANGER PESTICIDE STORAGE AUTHORISED PERSONNEL ONLY




CODE	DETAILS
2125-BM	600 x 400 Metal
2125-BP	600 x 400 Poly
2125-BC	600 x 400 Corflute
2125-EM	400 x 300 Metal
2125-EP	400 x 300 Poly
2125-GM	300 x 200 Metal
2125-GP	300 x 200 Poly
2125-GA	300 x 200 Self Adhesive
2125-JA	150 x 225 Self Adhesive
2125-KA	125 x 90 Self Adhesive (Pack/5)
2125-LA	90 x 55 Self Adhesive (Pack/5)

DANGER POISON




CODE	DETAILS
2126-BM	600 x 400 Metal
2126-BP	600 x 400 Poly
2126-BC	600 x 400 Corflute
2126-EM	400 x 300 Metal
2126-EP	400 x 300 Poly
2126-GM	300 x 200 Metal
2126-GP	300 x 200 Poly
2126-GA	300 x 200 Self Adhesive
2126-JA	150 x 225 Self Adhesive
2126-KA	125 x 90 Self Adhesive (Pack/5)
2126-LA	90 x 55 Self Adhesive (Pack/5)

FIRE ALARM (ARROW DOWN)




CODE	DETAILS
5201-BM	600 x 400 Metal
5201-BP	600 x 400 Poly
5201-BC	600 x 400 Corflute
5201-EM	400 x 300 Metal
5201-EP	400 x 300 Poly
5201-GM	300 x 200 Metal
5201-GP	300 x 200 Poly
5201-GA	300 x 200 Self Adhesive
5201-JA	150 x 225 Self Adhesive
5201-KA	125 x 90 Self Adhesive (Pack/5)
5201-LA	90 x 55 Self Adhesive (Pack/5)

FIRE HOSE REEL




CODE	DETAILS
5202-BM	600 x 400 Metal
5202-BP	600 x 400 Poly
5202-BC	600 x 400 Corflute
5202-EM	400 x 300 Metal
5202-EP	400 x 300 Poly
5202-GM	300 x 200 Metal
5202-GP	300 x 200 Poly
5202-GA	300 x 200 Self Adhesive
5202-JA	150 x 225 Self Adhesive
5202-KA	125 x 90 Self Adhesive (Pack/5)
5202-LA	90 x 55 Self Adhesive (Pack/5)

DANGER EXPLOSIVE GAS NO SMOKING




CODE	DETAILS
2134-BM	600 x 400 Metal
2134-BP	600 x 400 Poly
2134-BC	600 x 400 Corflute
2134-EM	400 x 300 Metal
2134-EP	400 x 300 Poly
2134-GM	300 x 200 Metal
2134-GP	300 x 200 Poly
2134-GA	300 x 200 Self Adhesive
2134-JA	150 x 225 Self Adhesive
2134-KA	125 x 90 Self Adhesive (Pack/5)
2134-LA	90 x 55 Self Adhesive (Pack/5)

DANGER MACHINERY IN OPERATION




CODE	DETAILS
2135-BM	600 x 400 Metal
2135-BP	600 x 400 Poly
2135-BC	600 x 400 Corflute
2135-EM	400 x 300 Metal
2135-EP	400 x 300 Poly
2135-GM	300 x 200 Metal
2135-GP	300 x 200 Poly
2135-GA	300 x 200 Self Adhesive
2135-JA	150 x 225 Self Adhesive
2135-KA	125 x 90 Self Adhesive (Pack/5)
2135-LA	90 x 55 Self Adhesive (Pack/5)

FIRE EXTINGUISHER (WITH PICTO)




CODE	DETAILS
5203-BM	600 x 400 Metal
5203-BP	600 x 400 Poly
5203-BC	600 x 400 Corflute
5203-EM	400 x 300 Metal
5203-EP	400 x 300 Poly
5203-GM	300 x 200 Metal
5203-GP	300 x 200 Poly
5203-GA	300 x 200 Self Adhesive
5203-JA	150 x 225 Self Adhesive
5203-KA	125 x 90 Self Adhesive (Pack/5)
5203-LA	90 x 55 Self Adhesive (Pack/5)

FIRE EXTINGUISHER (ARROW DOWN)




CODE	DETAILS
5253-BM	600 x 400 Metal
5253-BP	600 x 400 Poly
5253-BC	600 x 400 Corflute
5253-EM	400 x 300 Metal
5253-EP	400 x 300 Poly
5253-GM	300 x 200 Metal
5253-GP	300 x 200 Poly
5253-GA	300 x 200 Self Adhesive
5253-JA	150 x 225 Self Adhesive
5253-KA	125 x 90 Self Adhesive (Pack/5)
5253-LA	90 x 55 Self Adhesive (Pack/5)

DANGER ASBESTOS REMOVAL IN PROGRESS




CODE	DETAILS
2007-BM	600 x 400 Metal
2007-BP	600 x 400 Poly
2007-BC	600 x 400 Corflute
2007-EM	400 x 300 Metal
2007-EP	400 x 300 Poly
2007-GM	300 x 200 Metal
2007-GP	300 x 200 Poly
2007-GA	300 x 200 Self Adhesive
2007-JA	150 x 225 Self Adhesive
2007-KA	125 x 90 Self Adhesive (Pack/5)
2007-LA	90 x 55 Self Adhesive (Pack/5)

DANGER ASBESTOS




CODE	DETAILS
2062-BM	600 x 400 Metal
2062-BP	600 x 400 Poly
2062-BC	600 x 400 Corflute
2062-EM	400 x 300 Metal
2062-EP	400 x 300 Poly
2062-GM	300 x 200 Metal
2062-GP	300 x 200 Poly
2062-GA	300 x 200 Self Adhesive
2062-JA	150 x 225 Self Adhesive
2062-KA	125 x 90 Self Adhesive (Pack/5)
2062-LA	90 x 55 Self Adhesive (Pack/5)

FIRE ALARM (WITH PICTO)




CODE	DETAILS
5204-BM	600 x 400 Metal
5204-BP	600 x 400 Poly
5204-BC	600 x 400 Corflute
5204-EM	400 x 300 Metal
5204-EP	400 x 300 Poly
5204-GM	300 x 200 Metal
5204-GP	300 x 200 Poly
5204-GA	300 x 200 Self Adhesive
5204-JA	150 x 225 Self Adhesive
5204-KA	125 x 90 Self Adhesive (Pack/5)
5204-LA	90 x 55 Self Adhesive (Pack/5)

FIRE HOSE REEL (WITH PICTO)




CODE	DETAILS
5205-BM	600 x 400 Metal
5205-BP	600 x 400 Poly
5205-BC	600 x 400 Corflute
5205-EM	400 x 300 Metal
5205-EP	400 x 300 Poly
5205-GM	300 x 200 Metal
5205-GP	300 x 200 Poly
5205-GA	300 x 200 Self Adhesive
5205-JA	150 x 225 Self Adhesive
5205-KA	125 x 90 Self Adhesive (Pack/5)
5205-LA	90 x 55 Self Adhesive (Pack/5)

DANGER ASBESTOS DO NOT ENTER




CODE	DETAILS
2174-BM	600 x 400 Metal
2174-BP	600 x 400 Poly
2174-BC	600 x 400 Corflute
2174-EM	400 x 300 Metal
2174-EP	400 x 300 Poly
2174-GM	300 x 200 Metal
2174-GP	300 x 200 Poly
2174-GA	300 x 200 Self Adhesive
2174-JA	150 x 225 Self Adhesive
2174-KA	125 x 90 Self Adhesive (Pack/5)
2174-LA	90 x 55 Self Adhesive (Pack/5)

DANGER CONTAINS ASBESTOS FIBRES AVOID CREATING DUST...




CODE	DETAILS
2176-BM	600 x 400 Metal
2176-BP	600 x 400 Poly
2176-BC	600 x 400 Corflute
2176-EM	400 x 300 Metal
2176-EP	400 x 300 Poly
2176-GM	300 x 200 Metal
2176-GP	300 x 200 Poly
2176-GA	300 x 200 Self Adhesive
2176-JA	150 x 225 Self Adhesive
2176-KA	125 x 90 Self Adhesive (Pack/5)
2176-LA	90 x 55 Self Adhesive (Pack/5)

FIRE HOSE REEL




CODE	DETAILS
5249-BM	600 x 400 Metal
5249-BP	600 x 400 Poly
5249-BC	600 x 400 Corflute
5249-EM	400 x 300 Metal
5249-EP	400 x 300 Poly
5249-GM	300 x 200 Metal
5249-GP	300 x 200 Poly
5249-GA	300 x 200 Self Adhesive
5249-JA	150 x 225 Self Adhesive
5249-KA	125 x 90 Self Adhesive (Pack/5)
5249-LA	90 x 55 Self Adhesive (Pack/5)

FIRE HYDRANT & FIRE HOSE (WITH PICTO)



CODE	DETAILS
5248-BM	600 x 400 Metal
5248-BP	600 x 400 Poly
5248-BC	600 x 400 Corflute
5248-EM	400 x 300 Metal
5248-EP	400 x 300 Poly
5248-GM	300 x 200 Metal
5248-GP	300 x 200 Poly
5248-GA	300 x 200 Self Adhesive
5248-JA	150 x 225 Self Adhesive
5248-KA	125 x 90 Self Adhesive (Pack/5)
5248-LA	90 x 55 Self Adhesive (Pack/5)


WARNING CONTAINS ASBESTOS...



CODE	DETAILS
2177-LA	90x55 Self Adhesive (Pack 5)

NEED A CUSTOM DANGER SIGN?

CONTACT US TODAY
1800 77 22 91




THIS DOOR IS FOR EMERGENCY USE ONLY SIGN



CODE	DETAILS
5219-BM	600 x 400 Metal
5219-BP	600 x 400 Poly
5219-BC	600 x 400 Corflute
5219-EM	400 x 300 Metal
5219-EP	400 x 300 Poly
5219-GM	300 x 200 Metal
5219-GP	300 x 200 Poly
5219-GA	300 x 200 Self Adhesive
5219-JA	150 x 225 Self Adhesive
5219-KA	125 x 90 Self Adhesive (Pack/5)
5219-LA	90 x 55 Self Adhesive (Pack/5)

FIRE HOSE (WITH PICTO)



CODE	DETAILS
5206-BM	600 x 400 Metal
5206-BP	600 x 400 Poly
5206-BC	600 x 400 Corflute
5206-EM	400 x 300 Metal
5206-EP	400 x 300 Poly
5206-GM	300 x 200 Metal
5206-GP	300 x 200 Poly
5206-GA	300 x 200 Self Adhesive
5206-JA	150 x 225 Self Adhesive
5206-KA	125 x 90 Self Adhesive (Pack/5)
5206-LA	90 x 55 Self Adhesive (Pack/5)




SAFETY FOOTWEAR MUST BE WORN IN THIS AREA



SAFETY FOOTWEAR MUST BE WORN IN THIS AREA

FIRE ALARM CALL POINT




CODE	DETAILS
5207-BM	600 x 400 Metal
5207-BP	600 x 400 Poly
5207-BC	600 x 400 Corflute
5207-EM	400 x 300 Metal
5207-EP	400 x 300 Poly
5207-GM	300 x 200 Metal
5207-GP	300 x 200 Poly
5207-GA	300 x 200 Self Adhesive
5207-JA	150 x 225 Self Adhesive
5207-KA	125 x 90 Self Adhesive (Pack/5)
5207-LA	90 x 55 Self Adhesive (Pack/5)

FIRE BLANKET




CODE	DETAILS
5208-BM	600 x 400 Metal
5208-BP	600 x 400 Poly
5208-BC	600 x 400 Corflute
5208-EM	400 x 300 Metal
5208-EP	400 x 300 Poly
5208-GM	300 x 200 Metal
5208-GP	300 x 200 Poly
5208-GA	300 x 200 Self Adhesive
5208-JA	150 x 225 Self Adhesive
5208-KA	125 x 90 Self Adhesive (Pack/5)
5208-LA	90 x 55 Self Adhesive (Pack/5)

NO ENTRY AUTHORISED PERSONS ONLY



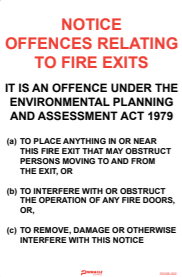
CODE	DETAILS
3001-BM	600 x 400 Metal
3001-BP	600 x 400 Poly
3001-BC	600 x 400 Corflute
3001-EM	400 x 300 Metal
3001-EP	400 x 300 Poly
3001-GM	300 x 200 Metal
3001-GP	300 x 200 Poly
3001-GA	300 x 200 Self Adhesive
3001-JA	150 x 225 Self Adhesive
3001-KA	125 x 90 Self Adhesive (Pack/5)
3001-LA	90 x 55 Self Adhesive (Pack/5)

AUTHORISED PERSONNEL ONLY



CODE	DETAILS
3002-BM	600 x 400 Metal
3002-BP	600 x 400 Poly
3002-BC	600 x 400 Corflute
3002-EM	400 x 300 Metal
3002-EP	400 x 300 Poly
3002-GM	300 x 200 Metal
3002-GP	300 x 200 Poly
3002-GA	300 x 200 Self Adhesive
3002-JA	150 x 225 Self Adhesive
3002-KA	125 x 90 Self Adhesive (Pack/5)
3002-LA	90 x 55 Self Adhesive (Pack/5)

NOTICE OFFENCES RELATING TO FIRE EXITS



NOTICE OFFENCES RELATING TO FIRE EXITS

IT IS AN OFFENCE UNDER THE ENVIRONMENTAL PLANNING AND ASSESSMENT ACT 1979

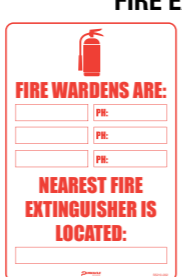
(a) TO PLACE ANYTHING IN OR NEAR THIS FIRE EXIT THAT MAY OBSTRUCT PERSONS MOVING TO AND FROM THE EXIT OR

(b) TO INTERFERE WITH OR OBSTRUCT THE OPERATION OF ANY FIRE DOORS, OR,

(c) TO REMOVE, DAMAGE OR OTHERWISE INTERFERE WITH THIS NOTICE


CODE	DETAILS
5244-BM	600 x 400 Metal
5244-BP	600 x 400 Poly
5244-BC	600 x 400 Corflute
5244-EM	400 x 300 Metal
5244-EP	400 x 300 Poly
5244-GM	300 x 200 Metal
5244-GP	300 x 200 Poly
5244-GA	300 x 200 Self Adhesive
5244-JA	150 x 225 Self Adhesive
5244-KA	125 x 90 Self Adhesive (Pack/5)
5244-LA	90 x 55 Self Adhesive (Pack/5)

FIRE WARDENS ARE/NEAREST FIRE EXTINGUISHER IS LOCATED




CODE	DETAILS
5210-BM	600 x 400 Metal
5210-BP	600 x 400 Poly
5210-BC	600 x 400 Corflute
5210-EM	400 x 300 Metal
5210-EP	400 x 300 Poly
5210-GM	300 x 200 Metal
5210-GP	300 x 200 Poly
5210-GA	300 x 200 Self Adhesive
5210-JA	150 x 225 Self Adhesive
5210-KA	125 x 90 Self Adhesive (Pack/5)
5210-LA	90 x 55 Self Adhesive (Pack/5)

NO ENTRY




CODE	DETAILS
3100-BM	600 x 400 Metal
3100-BP	600 x 400 Poly
3100-BC	600 x 400 Corflute
3100-EM	400 x 300 Metal
3100-EP	400 x 300 Poly
3100-GM	300 x 200 Metal
3100-GP	300 x 200 Poly
3100-GA	300 x 200 Self Adhesive
3100-JA	150 x 225 Self Adhesive
3100-KA	125 x 90 Self Adhesive (Pack/5)
3100-LA	90 x 55 Self Adhesive (Pack/5)

NO ACCESS




CODE	DETAILS
3009-BM	600 x 400 Metal
3009-BP	600 x 400 Poly
3009-BC	600 x 400 Corflute
3009-EM	400 x 300 Metal
3009-EP	400 x 300 Poly
3009-GM	300 x 200 Metal
3009-GP	300 x 200 Poly
3009-GA	300 x 200 Self Adhesive
3009-JA	150 x 225 Self Adhesive
3009-KA	125 x 90 Self Adhesive (Pack/5)
3009-LA	90 x 55 Self Adhesive (Pack/5)

FIRE HYDRANT




CODE	DETAILS
5211-BM	600 x 400 Metal
5211-BP	600 x 400 Poly
5211-BC	600 x 400 Corflute
5211-EM	400 x 300 Metal
5211-EP	400 x 300 Poly
5211-GM	300 x 200 Metal
5211-GP	300 x 200 Poly
5211-GA	300 x 200 Self Adhesive
5211-JA	150 x 225 Self Adhesive
5211-KA	125 x 90 Self Adhesive (Pack/5)
5211-LA	90 x 55 Self Adhesive (Pack/5)

FIRE HYDRANT & HOSE



CODE	DETAILS
5212-BM	600 x 400 Metal
5212-BP	600 x 400 Poly
5212-BC	600 x 400 Corflute
5212-EM	400 x 300 Metal
5212-EP	400 x 300 Poly
5212-GM	300 x 200 Metal
5212-GP	300 x 200 Poly
5212-GA	300 x 200 Self Adhesive
5212-JA	150 x 225 Self Adhesive
5212-KA	125 x 90 Self Adhesive (Pack/5)
5212-LA	90 x 55 Self Adhesive (Pack/5)

NO PEDESTRIAN ACCESS



CODE	DETAILS
3007-BM	600 x 400 Metal
3007-BP	600 x 400 Poly
3007-BC	600 x 400 Corflute
3007-EM	400 x 300 Metal
3007-EP	400 x 300 Poly
3007-GM	300 x 200 Metal
3007-GP	300 x 200 Poly
3007-GA	300 x 200 Self Adhesive
3007-JA	150 x 225 Self Adhesive
3007-KA	125 x 90 Self Adhesive (Pack/5)
3007-LA	90 x 55 Self Adhesive (Pack/5)

DO NOT WALK OR STAND ON CONVEYOR




CODE	DETAILS
3003-BM	600 x 400 Metal
3003-BP	600 x 400 Poly
3003-BC	600 x 400 Corflute
3003-EM	400 x 300 Metal
3003-EP	400 x 300 Poly
3003-GM	300 x 200 Metal
3003-GP	300 x 200 Poly
3003-GA	300 x 200 Self Adhesive
3003-JA	150 x 225 Self Adhesive
3003-KA	125 x 90 Self Adhesive (Pack/5)
3003-LA	90 x 55 Self Adhesive (Pack/5)

SPRINKLER BOOSTER VALVE




CODE	DETAILS
5213-BM	600 x 400 Metal
5213-BP	600 x 400 Poly
5213-BC	600 x 400 Corflute
5213-EM	400 x 300 Metal
5213-EP	400 x 300 Poly
5213-GM	300 x 200 Metal
5213-GP	300 x 200 Poly
5213-GA	300 x 200 Self Adhesive
5213-JA	150 x 225 Self Adhesive
5213-KA	125 x 90 Self Adhesive (Pack/5)
5213-LA	90 x 55 Self Adhesive (Pack/5)

HYDRANT BOOSTER VALVE




CODE	DETAILS
5214-BM	600 x 400 Metal
5214-BP	600 x 400 Poly
5214-BC	600 x 400 Corflute
5214-EM	400 x 300 Metal
5214-EP	400 x 300 Poly
5214-GM	300 x 200 Metal
5214-GP	300 x 200 Poly
5214-GA	300 x 200 Self Adhesive
5214-JA	150 x 225 Self Adhesive
5214-KA	125 x 90 Self Adhesive (Pack/5)
5214-LA	90 x 55 Self Adhesive (Pack/5)

FORKLIFTS PROHIBITED IN THIS AREA




CODE	DETAILS
3011-BM	600 x 400 Metal
3011-BP	600 x 400 Poly
3011-BC	600 x 400 Corflute
3011-EM	400 x 300 Metal
3011-EP	400 x 300 Poly
3011-GM	300 x 200 Metal
3011-GP	300 x 200 Poly
3011-GA	300 x 200 Self Adhesive
3011-JA	150 x 225 Self Adhesive
3011-KA	125 x 90 Self Adhesive (Pack/5)
3011-LA	90 x 55 Self Adhesive (Pack/5)

FORKLIFT ACCESS ONLY NO PASSAGEWAY



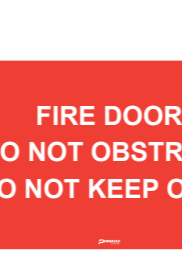
CODE	DETAILS
3015-BM	600 x 400 Metal
3015-BP	600 x 400 Poly
3015-BC	600 x 400 Corflute
3015-EM	400 x 300 Metal
3015-EP	400 x 300 Poly
3015-GM	300 x 200 Metal
3015-GP	300 x 200 Poly
3015-GA	300 x 200 Self Adhesive
3015-JA	150 x 225 Self Adhesive
3015-KA	125 x 90 Self Adhesive (Pack/5)
3015-LA	90 x 55 Self Adhesive (Pack/5)

FIRE DOOR DO NOT BLOCK




CODE	DETAILS
5216-BM	600 x 400 Metal
5216-BP	600 x 400 Poly
5216-BC	600 x 400 Corflute
5216-EM	400 x 300 Metal
5216-EP	400 x 300 Poly
5216-GM	300 x 200 Metal
5216-GP	300 x 200 Poly
5216-GA	300 x 200 Self Adhesive
5216-JA	150 x 225 Self Adhesive
5216-KA	125 x 90 Self Adhesive (Pack/5)
5216-LA	90 x 55 Self Adhesive (Pack/5)

FIRE DOOR DO NOT OBSTRUCT DO NOT KEEP OPEN




CODE	DETAILS
5217-BM	600 x 400 Metal
5217-BP	600 x 400 Poly
5217-BC	600 x 400 Corflute
5217-EM	400 x 300 Metal
5217-EP	400 x 300 Poly
5217-GM	300 x 200 Metal
5217-GP	300 x 200 Poly
5217-GA	300 x 200 Self Adhesive
5217-JA	150 x 225 Self Adhesive
5217-KA	125 x 90 Self Adhesive (Pack/5)
5217-LA	90 x 55 Self Adhesive (Pack/5)

DO NOT TRAVEL WITH RAISED LOAD



CODE	DETAILS
3017-BM	600 x 400 Metal
3017-BP	600 x 400 Poly
3017-BC	600 x 400 Corflute
3017-EM	400 x 300 Metal
3017-EP	400 x 300 Poly
3017-GM	300 x 200 Metal
3017-GP	300 x 200 Poly
3017-GA	300 x 200 Self Adhesive
3017-JA	150 x 225 Self Adhesive
3017-KA	125 x 90 Self Adhesive (Pack/5)
3017-LA	90 x 55 Self Adhesive (Pack/5)


NO FORKLIFTS BEYOND THIS POINT



CODE	DETAILS
3051-BM	600 x 400 Metal
3051-BP	600 x 400 Poly
3051-BC	600 x 400 Corflute
3051-EM	400 x 300 Metal
3051-EP	400 x 300 Poly
3051-GM	300 x 200 Metal
3051-GP	300 x 200 Poly
3051-GA	300 x 200 Self Adhesive
3051-JA	150 x 225 Self Adhesive
3051-KA	125 x 90 Self Adhesive (Pack/5)
3051-LA	90 x 55 Self Adhesive (Pack/5)



NO FORKLIFTS



CODE	DETAILS
3052-BM	600 x 400 Metal
3052-BP	600 x 400 Poly
3052-BC	600 x 400 Corflute
3052-EM	400 x 300 Metal
3052-EP	400 x 300 Poly
3052-GM	300 x 200 Metal
3052-GP	300 x 200 Poly
3052-GA	300 x 200 Self Adhesive
3052-JA	150 x 225 Self Adhesive
3052-KA	125 x 90 Self Adhesive (Pack/5)
3052-LA	90 x 55 Self Adhesive (Pack/5)

FORKLIFT LANE ONLY NO PEDESTRIANS



CODE	DETAILS
3005-002MET	600 x 400 Metal
3005-002POL	600 x 400 Poly
3005-002COR	600 x 400 Corflute
3005-005MET	400 x 300 Metal
3005-005POL	400 x 300 Poly
3005-007MET	300 x 200 Metal
3005-007POL	300 x 200 Poly
3005-007ADH	300 x 200 Self Adhesive
3005-010ADH	150 x 225 Self Adhesive
3005-011ADH	125 x 90 Self Adhesive (Pack/5)
3005-012ADH	90 x 55 Self Adhesive (Pack/5)

NO SWIMMING




CODE	DETAILS
3026-BM	600 x 400 Metal
3026-BP	600 x 400 Poly
3026-BC	600 x 400 Corflute
3026-EM	400 x 300 Metal
3026-EP	400 x 300 Poly
3026-GM	300 x 200 Metal
3026-GP	300 x 200 Poly
3026-GA	300 x 200 Self Adhesive
3026-JA	150 x 225 Self Adhesive
3026-KA	125 x 90 Self Adhesive (Pack/5)
3026-LA	90 x 55 Self Adhesive (Pack/5)

DO NOT DISPOSE OF CHEMICALS DOWN DRAIN




CODE	DETAILS
3027-BM	600 x 400 Metal
3027-BP	600 x 400 Poly
3027-BC	600 x 400 Corflute
3027-EM	400 x 300 Metal
3027-EP	400 x 300 Poly
3027-GM	300 x 200 Metal
3027-GP	300 x 200 Poly
3027-GA	300 x 200 Self Adhesive
3027-JA	150 x 225 Self Adhesive
3027-KA	125 x 90 Self Adhesive (Pack/5)
3027-LA	90 x 55 Self Adhesive (Pack/5)

TURN OFF MOBILE PHONES



CODE	DETAILS
3020-BM	600 x 400 Metal
3020-BP	600 x 400 Poly
3020-BC	600 x 400 Corflute
3020-EM	400 x 300 Metal
3020-EP	400 x 300 Poly
3020-GM	300 x 200 Metal
3020-GP	300 x 200 Poly
3020-GA	300 x 200 Self Adhesive
3020-JA	150 x 225 Self Adhesive
3020-KA	125 x 90 Self Adhesive (Pack/5)
3020-LA	90 x 55 Self Adhesive (Pack/5)

MOBILE PHONES PROHIBITED IN THIS AREA




CODE	DETAILS
3014-BM	600 x 400 Metal
3014-BP	600 x 400 Poly
3014-BC	600 x 400 Corflute
3014-EM	400 x 300 Metal
3014-EP	400 x 300 Poly
3014-GM	300 x 200 Metal
3014-GP	300 x 200 Poly
3014-GA	300 x 200 Self Adhesive
3014-JA	150 x 225 Self Adhesive
3014-KA	125 x 90 Self Adhesive (Pack/5)
3014-LA	90 x 55 Self Adhesive (Pack/5)

DO NOT LITTER




CODE	DETAILS
3028-BM	600 x 400 Metal
3028-BP	600 x 400 Poly
3028-BC	600 x 400 Corflute
3028-EM	400 x 300 Metal
3028-EP	400 x 300 Poly
3028-GM	300 x 200 Metal
3028-GP	300 x 200 Poly
3028-GA	300 x 200 Self Adhesive
3028-JA	150 x 225 Self Adhesive
3028-KA	125 x 90 Self Adhesive (Pack/5)
3028-LA	90 x 55 Self Adhesive (Pack/5)

SCAFFOLDING INCOMPLETE DO NOT USE



CODE	DETAILS
3029-BM	600 x 400 Metal
3029-BP	600 x 400 Poly
3029-BC	600 x 400 Corflute
3029-EM	400 x 300 Metal
3029-EP	400 x 300 Poly
3029-GM	300 x 200 Metal
3029-GP	300 x 200 Poly
3029-GA	300 x 200 Self Adhesive
3029-JA	150 x 225 Self Adhesive
3029-KA	125 x 90 Self Adhesive (Pack/5)
3029-LA	90 x 55 Self Adhesive (Pack/5)

NO DOGS ALLOWED




CODE	DETAILS
3016-BM	600 x 400 Metal
3016-BP	600 x 400 Poly
3016-BC	600 x 400 Corflute
3016-EM	400 x 300 Metal
3016-EP	400 x 300 Poly
3016-GM	300 x 200 Metal
3016-GP	300 x 200 Poly
3016-GA	300 x 200 Self Adhesive
3016-JA	150 x 225 Self Adhesive
3016-KA	125 x 90 Self Adhesive (Pack/5)
3016-LA	90 x 55 Self Adhesive (Pack/5)

KEEP DOGS ON LEAD




CODE	DETAILS
3018-BM	600 x 400 Metal
3018-BP	600 x 400 Poly
3018-BC	600 x 400 Corflute
3018-EM	400 x 300 Metal
3018-EP	400 x 300 Poly
3018-GM	300 x 200 Metal
3018-GP	300 x 200 Poly
3018-GA	300 x 200 Self Adhesive
3018-JA	150 x 225 Self Adhesive
3018-KA	125 x 90 Self Adhesive (Pack/5)
3018-LA	90 x 55 Self Adhesive (Pack/5)

NO SKATEBOARDS OR ROLLERBLADES ALLOWED



CODE	DETAILS
3030-BM	600 x 400 Metal
3030-BP	600 x 400 Poly
3030-BC	600 x 400 Corflute
3030-EM	400 x 300 Metal
3030-EP	400 x 300 Poly
3030-GM	300 x 200 Metal
3030-GP	300 x 200 Poly
3030-GA	300 x 200 Self Adhesive
3030-JA	150 x 225 Self Adhesive
3030-KA	125 x 90 Self Adhesive (Pack/5)
3030-LA	90 x 55 Self Adhesive (Pack/5)

NO SKATEBOARDS BICYCLES ROLLERBLADES (PICTOS)



CODE	DETAILS
3041-BM	600 x 400 Metal
3041-BP	600 x 400 Poly
3041-BC	600 x 400 Corflute
3041-EM	400 x 300 Metal
3041-EP	400 x 300 Poly
3041-GM	300 x 200 Metal
3041-GP	300 x 200 Poly
3041-GA	300 x 200 Self Adhesive
3041-JA	150 x 225 Self Adhesive
3041-KA	125 x 90 Self Adhesive (Pack/5)
3041-LA	90 x 55 Self Adhesive (Pack/5)

ALCOHOL NOT PERMITTED ON THIS SITE




CODE	DETAILS
3021-BM	600 x 400 Metal
3021-BP	600 x 400 Poly
3021-BC	600 x 400 Corflute
3021-EM	400 x 300 Metal
3021-EP	400 x 300 Poly
3021-GM	300 x 200 Metal
3021-GP	300 x 200 Poly
3021-GA	300 x 200 Self Adhesive
3021-JA	150 x 225 Self Adhesive
3021-KA	125 x 90 Self Adhesive (Pack/5)
3021-LA	90 x 55 Self Adhesive (Pack/5)

NO CAMERAS



CODE	DETAILS
3022-BM	600 x 400 Metal
3022-BP	600 x 400 Poly
3022-BC	600 x 400 Corflute
3022-EM	400 x 300 Metal
3022-EP	400 x 300 Poly
3022-GM	300 x 200 Metal
3022-GP	300 x 200 Poly
3022-GA	300 x 200 Self Adhesive
3022-JA	150 x 225 Self Adhesive
3022-KA	125 x 90 Self Adhesive (Pack/5)
3022-LA	90 x 55 Self Adhesive (Pack/5)

BEND YOUR KNEES TO LIFT... PREVENT BACK INJURY




CODE	DETAILS
3031-BM	600 x 400 Metal
3031-BP	600 x 400 Poly
3031-BC	600 x 400 Corflute
3031-EM	400 x 300 Metal
3031-EP	400 x 300 Poly
3031-GM	300 x 200 Metal
3031-GP	300 x 200 Poly
3031-GA	300 x 200 Self Adhesive
3031-JA	150 x 225 Self Adhesive
3031-KA	125 x 90 Self Adhesive (Pack/5)
3031-LA	90 x 55 Self Adhesive (Pack/5)

HOW TO LIFT CORRECTLY (WITH PICTOS)


CODE	DETAILS
3035-BM	600 x 400 Metal
3035-BP	600 x 400 Poly
3035-BC	600 x 400 Corflute
3035-EM	400 x 300 Metal
3035-EP	400 x 300 Poly
3035-GM	300 x 200 Metal
3035-GP	300 x 200 Poly
3035-GA	300 x 200 Self Adhesive
3035-JA	150 x 225 Self Adhesive
3035-KA	125 x 90 Self Adhesive (Pack/5)
3035-LA	90 x 55 Self Adhesive (Pack/5)

NO CYCLING




CODE	DETAILS
3024-BM	600 x 400 Metal
3024-BP	600 x 400 Poly
3024-BC	600 x 400 Corflute
3024-EM	400 x 300 Metal
3024-EP	400 x 300 Poly
3024-GM	300 x 200 Metal
3024-GP	300 x 200 Poly
3024-GA	300 x 200 Self Adhesive
3024-JA	150 x 225 Self Adhesive
3024-KA	125 x 90 Self Adhesive (Pack/5)
3024-LA	90 x 55 Self Adhesive (Pack/5)

NO RUNNING




CODE	DETAILS
3025-BM	600 x 400 Metal
3025-BP	600 x 400 Poly
3025-BC	600 x 400 Corflute
3025-EM	400 x 300 Metal
3025-EP	400 x 300 Poly
3025-GM	300 x 200 Metal
3025-GP	300 x 200 Poly
3025-GA	300 x 200 Self Adhesive
3025-JA	150 x 225 Self Adhesive
3025-KA	125 x 90 Self Adhesive (Pack/5)
3025-LA	90 x 55 Self Adhesive (Pack/5)

PREVENT BACK INJURY...BEND KNEES TO LIFT... OBTAIN ASSISTANCE



CODE	DETAILS
3032-BM	600 x 400 Metal
3032-BP	600 x 400 Poly
3032-BC	600 x 400 Corflute
3032-EM	400 x 300 Metal
3032-EP	400 x 300 Poly
3032-GM	300 x 200 Metal
3032-GP	300 x 200 Poly
3032-GA	300 x 200 Self Adhesive
3032-JA	150 x 225 Self Adhesive
3032-KA	125 x 90 Self Adhesive (Pack/5)
3032-LA	90 x 55 Self Adhesive (Pack/5)

HOW TO LIFT CORRECTLY





IN EVENT OF FIRE DO NOT USE LIFT

IN EVENT OF FIRE DO NOT USE LIFT

CODE	DETAILS
3033-BM	600 x 400 Metal
3033-BP	600 x 400 Poly
3033-BC	600 x 400 Corflute
3033-EM	400 x 300 Metal
3033-EP	400 x 300 Poly
3033-GM	300 x 200 Metal
3033-GP	300 x 200 Poly
3033-GA	300 x 200 Self Adhesive
3033-JA	150 x 225 Self Adhesive
3033-KA	125 x 90 Self Adhesive (Pack/5)
3033-LA	90 x 55 Self Adhesive (Pack/5)

LOOK UP AND LIVE

LOOK UP AND LIVE

CODE	DETAILS
3034-BM	600 x 400 Metal
3034-BP	600 x 400 Poly
3034-BC	600 x 400 Corflute
3034-EM	400 x 300 Metal
3034-EP	400 x 300 Poly
3034-GM	300 x 200 Metal
3034-GP	300 x 200 Poly
3034-GA	300 x 200 Self Adhesive
3034-JA	150 x 225 Self Adhesive
3034-KA	125 x 90 Self Adhesive (Pack/5)
3034-LA	90 x 55 Self Adhesive (Pack/5)

NO SMOKING IN THIS AREA

NO SMOKING IN THIS AREA

CODE	DETAILS
3058-BM	600 x 400 Metal
3058-BP	600 x 400 Poly
3058-BC	600 x 400 Corflute
3058-EM	400 x 300 Metal
3058-EP	400 x 300 Poly
3058-GM	300 x 200 Metal
3058-GP	300 x 200 Poly
3058-GA	300 x 200 Self Adhesive
3058-JA	150 x 225 Self Adhesive
3058-KA	125 x 90 Self Adhesive (Pack/5)
3058-LA	90 x 55 Self Adhesive (Pack/5)

NO SMOKING MATCHES OR OPEN FLAMES

NO SMOKING MATCHES OR OPEN FLAMES

CODE	DETAILS
3059-BM	600 x 400 Metal
3059-BP	600 x 400 Poly
3059-BC	600 x 400 Corflute
3059-EM	400 x 300 Metal
3059-EP	400 x 300 Poly
3059-GM	300 x 200 Metal
3059-GP	300 x 200 Poly
3059-GA	300 x 200 Self Adhesive
3059-JA	150 x 225 Self Adhesive
3059-KA	125 x 90 Self Adhesive (Pack/5)
3059-LA	90 x 55 Self Adhesive (Pack/5)

NO EXIT

NO EXIT

CODE	DETAILS
3050-BM	600 x 400 Metal
3050-BP	600 x 400 Poly
3050-BC	600 x 400 Corflute
3050-EM	400 x 300 Metal
3050-EP	400 x 300 Poly
3050-GM	300 x 200 Metal
3050-GP	300 x 200 Poly
3050-GA	300 x 200 Self Adhesive
3050-JA	150 x 225 Self Adhesive
3050-KA	125 x 90 Self Adhesive (Pack/5)
3050-LA	90 x 55 Self Adhesive (Pack/5)

EMPLOYEES ONLY

EMPLOYEES ONLY

CODE	DETAILS
3019-BM	600 x 400 Metal
3019-BP	600 x 400 Poly
3019-BC	600 x 400 Corflute
3019-EM	400 x 300 Metal
3019-EP	400 x 300 Poly
3019-GM	300 x 200 Metal
3019-GP	300 x 200 Poly
3019-GA	300 x 200 Self Adhesive
3019-JA	150 x 225 Self Adhesive
3019-KA	125 x 90 Self Adhesive (Pack/5)
3019-LA	90 x 55 Self Adhesive (Pack/5)

FIRE NAKED FLAMES AND SMOKING PROHIBITED

FIRE NAKED FLAMES AND SMOKING PROHIBITED

CODE	DETAILS
3077-BM	600 x 400 Metal
3077-BP	600 x 400 Poly
3077-BC	600 x 400 Corflute
3077-EM	400 x 300 Metal
3077-EP	400 x 300 Poly
3077-GM	300 x 200 Metal
3077-GP	300 x 200 Poly
3077-GA	300 x 200 Self Adhesive
3077-JA	150 x 225 Self Adhesive
3077-KA	125 x 90 Self Adhesive (Pack/5)
3077-LA	90 x 55 Self Adhesive (Pack/5)

NO MATCHES OR OPEN FLAMES

NO MATCHES OR OPEN FLAMES

CODE	DETAILS
3097-BM	600 x 400 Metal
3097-BP	600 x 400 Poly
3097-BC	600 x 400 Corflute
3097-EM	400 x 300 Metal
3097-EP	400 x 300 Poly
3097-GM	300 x 200 Metal
3097-GP	300 x 200 Poly
3097-GA	300 x 200 Self Adhesive
3097-JA	150 x 225 Self Adhesive
3097-KA	125 x 90 Self Adhesive (Pack/5)
3097-LA	90 x 55 Self Adhesive (Pack/5)

NO FOOD OR DRINK

NO FOOD OR DRINK

CODE	DETAILS
3012-BM	600 x 400 Metal
3012-BP	600 x 400 Poly
3012-BC	600 x 400 Corflute
3012-EM	400 x 300 Metal
3012-EP	400 x 300 Poly
3012-GM	300 x 200 Metal
3012-GP	300 x 200 Poly
3012-GA	300 x 200 Self Adhesive
3012-JA	150 x 225 Self Adhesive
3012-KA	125 x 90 Self Adhesive (Pack/5)
3012-LA	90 x 55 Self Adhesive (Pack/5)

DO NOT DRINK

DO NOT DRINK

CODE	DETAILS
3013-BM	600 x 400 Metal
3013-BP	600 x 400 Poly
3013-BC	600 x 400 Corflute
3013-EM	400 x 300 Metal
3013-EP	400 x 300 Poly
3013-GM	300 x 200 Metal
3013-GP	300 x 200 Poly
3013-GA	300 x 200 Self Adhesive
3013-JA	150 x 225 Self Adhesive
3013-KA	125 x 90 Self Adhesive (Pack/5)
3013-LA	90 x 55 Self Adhesive (Pack/5)

FLAMMABLE MATERIALS NO SMOKING

FLAMMABLE MATERIALS NO SMOKING

CODE	DETAILS
3095-BM	600 x 400 Metal
3095-BP	600 x 400 Poly
3095-BC	600 x 400 Corflute
3095-EM	400 x 300 Metal
3095-EP	400 x 300 Poly
3095-GM	300 x 200 Metal
3095-GP	300 x 200 Poly
3095-GA	300 x 200 Self Adhesive
3095-JA	150 x 225 Self Adhesive
3095-KA	125 x 90 Self Adhesive (Pack/5)
3095-LA	90 x 55 Self Adhesive (Pack/5)

NO SMOKING OXYGEN IN USE

NO SMOKING OXYGEN IN USE

CODE	DETAILS
3096-BM	600 x 400 Metal
3096-BP	600 x 400 Poly
3096-BC	600 x 400 Corflute
3096-EM	400 x 300 Metal
3096-EP	400 x 300 Poly
3096-GM	300 x 200 Metal
3096-GP	300 x 200 Poly
3096-GA	300 x 200 Self Adhesive
3096-JA	150 x 225 Self Adhesive
3096-KA	125 x 90 Self Adhesive (Pack/5)
3096-LA	90 x 55 Self Adhesive (Pack/5)

NO SHARPS (TWO PICTOS)

NO SHARPS

CODE	DETAILS
3054-BM	600 x 400 Metal
3054-BP	600 x 400 Poly
3054-BC	600 x 400 Corflute
3054-EM	400 x 300 Metal
3054-EP	400 x 300 Poly
3054-GM	300 x 200 Metal
3054-GP	300 x 200 Poly
3054-GA	300 x 200 Self Adhesive
3054-JA	150 x 225 Self Adhesive
3054-KA	125 x 90 Self Adhesive (Pack/5)
3054-LA	90 x 55 Self Adhesive (Pack/5)

NO SHARPS (THREE PICTOS)

NO SHARPS

CODE	DETAILS
3055-BM	600 x 400 Metal
3055-BP	600 x 400 Poly
3055-BC	600 x 400 Corflute
3055-EM	400 x 300 Metal
3055-EP	400 x 300 Poly
3055-GM	300 x 200 Metal
3055-GP	300 x 200 Poly
3055-GA	300 x 200 Self Adhesive
3055-JA	150 x 225 Self Adhesive
3055-KA	125 x 90 Self Adhesive (Pack/5)
3055-LA	90 x 55 Self Adhesive (Pack/5)

NO SMOKING ON PREMISES

NO SMOKING ON PREMISES

CODE	DETAILS
3060-BM	600 x 400 Metal
3060-BP	600 x 400 Poly
3060-BC	600 x 400 Corflute
3060-EM	400 x 300 Metal
3060-EP	400 x 300 Poly
3060-GM	300 x 200 Metal
3060-GP	300 x 200 Poly
3060-GA	300 x 200 Self Adhesive
3060-JA	150 x 225 Self Adhesive
3060-KA	125 x 90 Self Adhesive (Pack/5)
3060-LA	90 x 55 Self Adhesive (Pack/5)

NO SMOKING

NO SMOKING

CODE	DETAILS
3061-BM	600 x 400 Metal
3061-BP	600 x 400 Poly
3061-BC	600 x 400 Corflute
3061-EM	400 x 300 Metal
3061-EP	400 x 300 Poly
3061-GM	300 x 200 Metal
3061-GP	300 x 200 Poly
3061-GA	300 x 200 Self Adhesive
3061-JA	150 x 225 Self Adhesive
3061-KA	125 x 90 Self Adhesive (Pack/5)
3061-LA	90 x 55 Self Adhesive (Pack/5)

NO SMOKING BEYOND THIS POINT

NO SMOKING BEYOND THIS POINT

CODE	DETAILS
3056-BM	600 x 400 Metal
3056-BP	600 x 400 Poly
3056-BC	600 x 400 Corflute
3056-EM	400 x 300 Metal
3056-EP	400 x 300 Poly
3056-GM	300 x 200 Metal
3056-GP	300 x 200 Poly
3056-GA	300 x 200 Self Adhesive
3056-JA	150 x 225 Self Adhesive
3056-KA	125 x 90 Self Adhesive (Pack/5)
3056-LA	90 x 55 Self Adhesive (Pack/5)

NO SMOKING EXCEPT IN DESIGNATED SMOKING AREAS

NO SMOKING EXCEPT IN DESIGNATED SMOKING AREAS

CODE	DETAILS
3057-BM	600 x 400 Metal
3057-BP	600 x 400 Poly
3057-BC	600 x 400 Corflute
3057-EM	400 x 300 Metal
3057-EP	400 x 300 Poly
3057-GM	300 x 200 Metal
3057-GP	300 x 200 Poly
3057-GA	300 x 200 Self Adhesive
3057-JA	150 x 225 Self Adhesive
3057-KA	125 x 90 Self Adhesive (Pack/5)
3057-LA	90 x 55 Self Adhesive (Pack/5)

SMOKING PROHIBITED

SMOKING PROHIBITED

CODE	DETAILS
3063-BM	600 x 400 Metal
3063-BP	600 x 400 Poly
3063-BC	600 x 400 Corflute
3063-EM	400 x 300 Metal
3063-EP	400 x 300 Poly
3063-GM	300 x 200 Metal
3063-GP	300 x 200 Poly
3063-GA	300 x 200 Self Adhesive
3063-JA	150 x 225 Self Adhesive
3063-KA	125 x 90 Self Adhesive (Pack/5)
3063-LA	90 x 55 Self Adhesive (Pack/5)


THANK YOU FOR NOT SMOKING

THANK YOU! FOR NOT SMOKING

CODE	DETAILS
3064-BM	600 x 400 Metal
3064-BP	600 x 400 Poly
3064-BC	600 x 400 Corflute
3064-EM	400 x 300 Metal
3064-EP	400 x 300 Poly
3064-GM	300 x 200 Metal
3064-GP	300 x 200 Poly
3064-GA	300 x 200 Self Adhesive
3064-JA	150 x 225 Self Adhesive
3064-KA	125 x 90 Self Adhesive (Pack/5)
3064-LA	90 x 55 Self Adhesive (Pack/5)




FIRST AID




CODE	DETAILS
5001-BM	600 x 400 Metal
5001-BP	600 x 400 Poly
5001-BC	600 x 400 Corflute
5001-EM	400 x 300 Metal
5001-EP	400 x 300 Poly
5001-GM	300 x 200 Metal
5001-GP	300 x 200 Poly
5001-GA	300 x 200 Self Adhesive
5001-JA	150 x 225 Self Adhesive
5001-KA	125 x 90 Self Adhesive (Pack/5)
5001-LA	90 x 55 Self Adhesive (Pack/5)

FIRST AID STATION




CODE	DETAILS
5002-BM	600 x 400 Metal
5002-BP	600 x 400 Poly
5002-BC	600 x 400 Corflute
5002-EM	400 x 300 Metal
5002-EP	400 x 300 Poly
5002-GM	300 x 200 Metal
5002-GP	300 x 200 Poly
5002-GA	300 x 200 Self Adhesive
5002-JA	150 x 225 Self Adhesive
5002-KA	125 x 90 Self Adhesive (Pack/5)
5002-LA	90 x 55 Self Adhesive (Pack/5)

FIRST AID ROOM



CODE	DETAILS
5010-BM	600 x 400 Metal
5010-BP	600 x 400 Poly
5010-BC	600 x 400 Corflute
5010-EM	400 x 300 Metal
5010-EP	400 x 300 Poly
5010-GM	300 x 200 Metal
5010-GP	300 x 200 Poly
5010-GA	300 x 200 Self Adhesive
5010-JA	150 x 225 Self Adhesive
5010-KA	125 x 90 Self Adhesive (Pack/5)
5010-LA	90 x 55 Self Adhesive (Pack/5)

ARROW (GREEN/WHITE)



CODE	DETAILS
5003-BM	600 x 400 Metal
5003-BP	600 x 400 Poly
5003-BC	600 x 400 Corflute
5003-EM	400 x 300 Metal
5003-EP	400 x 300 Poly
5003-GM	300 x 200 Metal
5003-GP	300 x 200 Poly
5003-GA	300 x 200 Self Adhesive
5003-JA	150 x 225 Self Adhesive
5003-KA	125 x 90 Self Adhesive (Pack/5)
5003-LA	90 x 55 Self Adhesive (Pack/5)

WASH YOUR HANDS




CODE	DETAILS
5004-BM	600 x 400 Metal
5004-BP	600 x 400 Poly
5004-BC	600 x 400 Corflute
5004-EM	400 x 300 Metal
5004-EP	400 x 300 Poly
5004-GM	300 x 200 Metal
5004-GP	300 x 200 Poly
5004-GA	300 x 200 Self Adhesive
5004-JA	150 x 225 Self Adhesive
5004-KA	125 x 90 Self Adhesive (Pack/5)
5004-LA	90 x 55 Self Adhesive (Pack/5)

EMERGENCY SHOWER




CODE	DETAILS
5005-BM	600 x 400 Metal
5005-BP	600 x 400 Poly
5005-BC	600 x 400 Corflute
5005-EM	400 x 300 Metal
5005-EP	400 x 300 Poly
5005-GM	300 x 200 Metal
5005-GP	300 x 200 Poly
5005-GA	300 x 200 Self Adhesive
5005-JA	150 x 225 Self Adhesive
5005-KA	125 x 90 Self Adhesive (Pack/5)
5005-LA	90 x 55 Self Adhesive (Pack/5)

EMERGENCY EYE WASH



CODE	DETAILS
5006-BM	600 x 400 Metal
5006-BP	600 x 400 Poly
5006-BC	600 x 400 Corflute
5006-EM	400 x 300 Metal
5006-EP	400 x 300 Poly
5006-GM	300 x 200 Metal
5006-GP	300 x 200 Poly
5006-GA	300 x 200 Self Adhesive
5006-JA	150 x 225 Self Adhesive
5006-KA	125 x 90 Self Adhesive (Pack/5)
5006-LA	90 x 55 Self Adhesive (Pack/5)

EMERGENCY SHOWER/EYEWASH



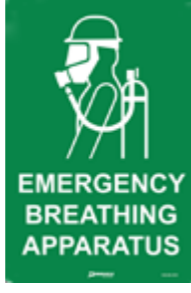
CODE	DETAILS
5013-BM	600 x 400 Metal
5013-BP	600 x 400 Poly
5013-BC	600 x 400 Corflute
5013-EM	400 x 300 Metal
5013-EP	400 x 300 Poly
5013-GM	300 x 200 Metal
5013-GP	300 x 200 Poly
5013-GA	300 x 200 Self Adhesive
5013-JA	150 x 225 Self Adhesive
5013-KA	125 x 90 Self Adhesive (Pack/5)
5013-LA	90 x 55 Self Adhesive (Pack/5)

EMERGENCY TELEPHONE



CODE	DETAILS
5007-BM	600 x 400 Metal
5007-BP	600 x 400 Poly
5007-BC	600 x 400 Corflute
5007-EM	400 x 300 Metal
5007-EP	400 x 300 Poly
5007-GM	300 x 200 Metal
5007-GP	300 x 200 Poly
5007-GA	300 x 200 Self Adhesive
5007-JA	150 x 225 Self Adhesive
5007-KA	125 x 90 Self Adhesive (Pack/5)
5007-LA	90 x 55 Self Adhesive (Pack/5)


EMERGENCY BREATHING APPARATUS



CODE	DETAILS
5246-BM	600 x 400 Metal
5246-BP	600 x 400 Poly
5246-BC	600 x 400 Corflute
5246-EM	400 x 300 Metal
5246-EP	400 x 300 Poly
5246-GM	300 x 200 Metal
5246-GP	300 x 200 Poly
5246-GA	300 x 200 Self Adhesive
5246-JA	150 x 225 Self Adhesive
5246-KA	125 x 90 Self Adhesive (Pack/5)
5246-LA	90 x 55 Self Adhesive (Pack/5)




AED AUTOMATED EXTERNAL DEFIBRILLATOR




CODE	DETAILS
5037-BM	600 x 400 Metal
5037-BP	600 x 400 Poly
5037-BC	600 x 400 Corflute
5037-EM	400 x 300 Metal
5037-EP	400 x 300 Poly
5037-GM	300 x 200 Metal
5037-GP	300 x 200 Poly
5037-GA	300 x 200 Self Adhesive
5037-JA	150 x 225 Self Adhesive
5037-KA	125 x 90 Self Adhesive (Pack/5)
5037-LA	90 x 55 Self Adhesive (Pack/5)

FIRST AID OFFICERS ARE / NEAREST FIRST AID KIT IS LOCATED AT



CODE	DETAILS
5009-BM	600 x 400 Metal
5009-BP	600 x 400 Poly
5009-BC	600 x 400 Corflute
5009-EM	400 x 300 Metal
5009-EP	400 x 300 Poly
5009-GM	300 x 200 Metal
5009-GP	300 x 200 Poly
5009-GA	300 x 200 Self Adhesive
5009-JA	150 x 225 Self Adhesive
5009-KA	125 x 90 Self Adhesive (Pack/5)
5009-LA	90 x 55 Self Adhesive (Pack/5)

ALL ACCIDENTS NO MATTER HOW SLIGHT MUST BE REPORTED TO...




CODE	DETAILS
5008-BM	600 x 400 Metal
5008-BP	600 x 400 Poly
5008-BC	600 x 400 Corflute
5008-EM	400 x 300 Metal
5008-EP	400 x 300 Poly
5008-GM	300 x 200 Metal
5008-GP	300 x 200 Poly
5008-GA	300 x 200 Self Adhesive
5008-JA	150 x 225 Self Adhesive
5008-KA	125 x 90 Self Adhesive (Pack/5)
5008-LA	90 x 55 Self Adhesive (Pack/5)

SAFETY IS YOUR RESPONSIBILITY TAKE CARE




CODE	DETAILS
5011-BM	600 x 400 Metal
5011-BP	600 x 400 Poly
5011-BC	600 x 400 Corflute
5011-EM	400 x 300 Metal
5011-EP	400 x 300 Poly
5011-GM	300 x 200 Metal
5011-GP	300 x 200 Poly
5011-GA	300 x 200 Self Adhesive
5011-JA	150 x 225 Self Adhesive
5011-KA	125 x 90 Self Adhesive (Pack/5)
5011-LA	90 x 55 Self Adhesive (Pack/5)

SAFETY FIRST REPORT ALL ACCIDENTS NO MATTER HOW SMALL TO ...




CODE	DETAILS
5046-BM	600 x 400 Metal
5046-BP	600 x 400 Poly
5046-BC	600 x 400 Corflute
5046-EM	400 x 300 Metal
5046-EP	400 x 300 Poly
5046-GM	300 x 200 Metal
5046-GP	300 x 200 Poly
5046-GA	300 x 200 Self Adhesive
5046-JA	150 x 225 Self Adhesive
5046-KA	125 x 90 Self Adhesive (Pack/5)
5046-LA	90 x 55 Self Adhesive (Pack/5)

CPR RESPONSE CHART




CODE	DETAILS
5243-BM	600 x 400 Metal
5243-BP	600 x 400 Poly
5243-BC	600 x 400 Corflute
5243-EM	400 x 300 Metal
5243-EP	400 x 300 Poly

ELECTRICAL SHOCK TREATMENT CHART



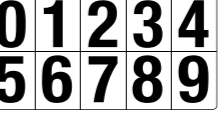
CODE	DETAILS
5245-BM	600 x 400 Metal
5245-BP	600 x 400 Poly
5245-BC	600 x 400 Corflute
5245-EM	400 x 300 Metal
5245-EP	400 x 300 Poly

SAFETY RECORD BOARD




CODE	DETAILS
5022-AM	800 x 600 Metal

MAGNETIC NUMBERS FOR SAFETY RECORD BOARD




CODE	DETAILS
5023-NMG	50 Magnetic Numbers For Safety Record Board

SDS LOCATED HERE



CODE	DETAILS
5014-BM	600 x 400 Metal
5014-BP	600 x 400 Poly
5014-BC	600 x 400 Corflute
5014-EM	400 x 300 Metal
5014-EP	400 x 300 Poly
5014-GM	300 x 200 Metal
5014-GP	300 x 200 Poly
5014-GA	300 x 200 Self Adhesive
5014-JA	150 x 225 Self Adhesive
5014-KA	125 x 90 Self Adhesive (Pack/5)
5014-LA	90 x 55 Self Adhesive (Pack/5)


EMERGENCY ASSEMBLY AREA



CODE	DETAILS
5012-BM	600 x 400 Metal
5012-BP	600 x 400 Poly
5012-BC	600 x 400 Corflute
5012-EM	400 x 300 Metal
5012-EP	400 x 300 Poly
5012-GM	300 x 200 Metal
5012-GP	300 x 200 Poly
5012-GA	300 x 200 Self Adhesive
5012-JA	150 x 225 Self Adhesive
5012-KA	125 x 90 Self Adhesive (Pack/5)
5012-LA	90 x 55 Self Adhesive (Pack/5)




EMERGENCY ASSEMBLY AREA NO.




CODE	DETAILS
5247-BM	600 x 400 Metal
5247-BP	600 x 400 Poly
5247-BC	600 x 400 Corflute
5247-EM	400 x 300 Metal
5247-EP	400 x 300 Poly
5247-GM	300 x 200 Metal
5247-GP	300 x 200 Poly
5247-GA	300 x 200 Self Adhesive
5247-JA	150 x 225 Self Adhesive
5247-KA	125 x 90 Self Adhesive (Pack/5)
5247-LA	90 x 55 Self Adhesive (Pack/5)

EMERGENCY ASSEMBLY POINT



CODE	DETAILS
5017-BM	600 x 400 Metal
5017-BP	600 x 400 Poly
5017-BC	600 x 400 Corflute
5017-EM	400 x 300 Metal
5017-EP	400 x 300 Poly
5017-GM	300 x 200 Metal
5017-GP	300 x 200 Poly
5017-GA	300 x 200 Self Adhesive
5017-JA	150 x 225 Self Adhesive
5017-KA	125 x 90 Self Adhesive (Pack/5)
5017-LA	90 x 55 Self Adhesive (Pack/5)


SPILL CONTROL STATION




CODE	DETAILS
5016-BM	600 x 400 Metal
5016-BP	600 x 400 Poly
5016-BC	600 x 400 Corflute
5016-EM	400 x 300 Metal
5016-EP	400 x 300 Poly
5016-GM	300 x 200 Metal
5016-GP	300 x 200 Poly
5016-GA	300 x 200 Self Adhesive
5016-JA	150 x 225 Self Adhesive
5016-KA	125 x 90 Self Adhesive (Pack/5)
5016-LA	90 x 55 Self Adhesive (Pack/5)

SPILL KIT

CODE	DETAILS
5038-BM	600 x 400 Metal
5038-BP	600 x 400 Poly
5038-BC	600 x 400 Corflute
5038-EM	400 x 300 Metal
5038-EP	400 x 300 Poly
5038-GM	300 x 200 Metal
5038-GP	300 x 200 Poly
5038-GA	300 x 200 Self Adhesive
5038-JA	150 x 225 Self Adhesive
5038-KA	125 x 90 Self Adhesive (Pack/5)
5038-LA	90 x 55 Self Adhesive (Pack/5)




MUSTER POINT



CODE	DETAILS
5018-BM	600 x 400 Metal
5018-BP	600 x 400 Poly
5018-BC	600 x 400 Corflute
5018-EM	400 x 300 Metal
5018-EP	400 x 300 Poly
5018-GM	300 x 200 Metal
5018-GP	300 x 200 Poly
5018-GA	300 x 200 Self Adhesive
5018-JA	150 x 225 Self Adhesive
5018-KA	125 x 90 Self Adhesive (Pack/5)
5018-LA	90 x 55 Self Adhesive (Pack/5)

EMERGENCY ASSEMBLY POINT 1



CODE	DETAILS
5024-BM	600 x 400 Metal
5024-BP	600 x 400 Poly
5024-BC	600 x 400 Corflute
5024-EM	400 x 300 Metal
5024-EP	400 x 300 Poly
5024-GM	300 x 200 Metal
5024-GP	300 x 200 Poly
5024-GA	300 x 200 Self Adhesive
5024-JA	150 x 225 Self Adhesive
5024-KA	125 x 90 Self Adhesive (Pack/5)
5024-LA	90 x 55 Self Adhesive (Pack/5)


EYE WASH STATION



CODE	DETAILS
5042-BM	600 x 400 Metal
5042-BP	600 x 400 Poly
5042-BC	600 x 400 Corflute
5042-EM	400 x 300 Metal
5042-EP	400 x 300 Poly
5042-GM	300 x 200 Metal
5042-GP	300 x 200 Poly
5042-GA	300 x 200 Self Adhesive
5042-JA	150 x 225 Self Adhesive
5042-KA	125 x 90 Self Adhesive (Pack/5)
5042-LA	90 x 55 Self Adhesive (Pack/5)




EMERGENCY ASSEMBLY POINT 2




CODE	DETAILS
5025-BM	600 x 400 Metal
5025-BP	600 x 400 Poly
5025-BC	600 x 400 Corflute
5025-EM	400 x 300 Metal
5025-EP	400 x 300 Poly
5025-GM	300 x 200 Metal
5025-GP	300 x 200 Poly
5025-GA	300 x 200 Self Adhesive
5025-JA	150 x 225 Self Adhesive
5025-KA	125 x 90 Self Adhesive (Pack/5)
5025-LA	90 x 55 Self Adhesive (Pack/5)

EMERGENCY ASSEMBLY POINT 3




CODE	DETAILS
5026-BM	600 x 400 Metal
5026-BP	600 x 400 Poly
5026-BC	600 x 400 Corflute
5026-EM	400 x 300 Metal
5026-EP	400 x 300 Poly
5026-GM	300 x 200 Metal
5026-GP	300 x 200 Poly
5026-GA	300 x 200 Self Adhesive
5026-JA	150 x 225 Self Adhesive
5026-KA	125 x 90 Self Adhesive (Pack/5)
5026-LA	90 x 55 Self Adhesive (Pack/5)

FIRST AID (WITH PICTO)




CODE	DETAILS
5045-FM	450 x 200 Metal
5045-FP	450 x 200 Poly
5045-UM	300 x 140 Metal
5045-UA	300 x 140 Self Adhesive

FIRST AID KIT (WITH PICTO)




CODE	DETAILS
5019-FM	450 x 200 Metal
5019-FP	450 x 200 Poly
5019-UM	300 x 140 Metal
5019-UA	300 x 140 Self Adhesive

FIRST AID (ARROW TO LEFT)




CODE	DETAILS
5020-UM	300 x 140 Metal
5020-UA	300 x 140 Self Adhesive

FIRST AID (ARROW TO RIGHT)




CODE	DETAILS
5021-UM	300 x 140 Metal
5021-UA	300 x 140 Self Adhesive

EMERGENCY ASSEMBLY POINT 4




CODE	DETAILS
5027-BM	600 x 400 Metal
5027-BP	600 x 400 Poly
5027-BC	600 x 400 Corflute
5027-EM	400 x 300 Metal
5027-EP	400 x 300 Poly
5027-GM	300 x 200 Metal
5027-GP	300 x 200 Poly
5027-GA	300 x 200 Self Adhesive
5027-JA	150 x 225 Self Adhesive
5027-KA	125 x 90 Self Adhesive (Pack/5)
5027-LA	90 x 55 Self Adhesive (Pack/5)

EMERGENCY ASSEMBLY POINT 5



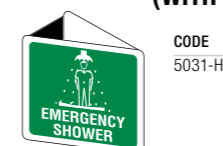
CODE	DETAILS
5028-BM	600 x 400 Metal
5028-BP	600 x 400 Poly
5028-BC	600 x 400 Corflute
5028-EM	400 x 300 Metal
5028-EP	400 x 300 Poly
5028-GM	300 x 200 Metal
5028-GP	300 x 200 Poly
5028-GA	300 x 200 Self Adhesive
5028-JA	150 x 225 Self Adhesive
5028-KA	125 x 90 Self Adhesive (Pack/5)
5028-LA	90 x 55 Self Adhesive (Pack/5)

FIRST AID (WITH PICTO)



CODE	DETAILS
5030-HP	225 x 225 Off Wall Poly

EMERGENCY SHOWER (WITH PICTO)




CODE	DETAILS
5031-HP	225 x 225 Off Wall Poly

EMERGENCY EYE WASH (WITH PICTO)



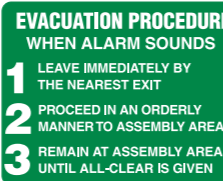
CODE	DETAILS
5032-HP	225 x 225 Off Wall Poly

EMERGENCY ASSEMBLY POINT 6



CODE	DETAILS
5029-BM	600 x 400 Metal
5029-BP	600 x 400 Poly
5029-BC	600 x 400 Corflute
5029-EM	400 x 300 Metal
5029-EP	400 x 300 Poly
5029-GM	300 x 200 Metal
5029-GP	300 x 200 Poly
5029-GA	300 x 200 Self Adhesive
5029-JA	150 x 225 Self Adhesive
5029-KA	125 x 90 Self Adhesive (Pack/5)
5029-LA	90 x 55 Self Adhesive (Pack/5)


EVACUATION PROCEDURE WHEN ALARM SOUNDS



- LEAVE IMMEDIATELY BY THE NEAREST EXIT
- PROCEED IN AN ORDERLY MANNER TO ASSEMBLY AREA
- REMAIN AT ASSEMBLY AREA UNTIL ALL-CLEAR IS GIVEN

CODE	DETAILS
5015-BM	600 x 400 Metal
5015-BP	600 x 400 Poly
5015-BC	600 x 400 Corflute
5015-EM	400 x 300 Metal
5015-EP	400 x 300 Poly
5015-GM	300 x 200 Metal
5015-GP	300 x 200 Poly
5015-GA	300 x 200 Self Adhesive
5015-JA	150 x 225 Self Adhesive
5015-KA	125 x 90 Self Adhesive (Pack/5)
5015-LA	90 x 55 Self Adhesive (Pack/5)

SPILL CONTROL STATION




CODE	DETAILS
5033-HP	225 x 225 Off Wall Poly

EMERGENCY TELEPHONE (WITH PICTO)




CODE	DETAILS
5034-HP	225 x 225 Off Wall Poly

AED AUTOMATED EXTERNAL DEFIBRILLATOR (WITH PICTO)



CODE	DETAILS
5043-HP	225 x 225 Off Wall Poly

SDS LOCATED HERE




CODE	DETAILS
5044-HP	225 x 225 Off Wall Poly

CAN'T FIND THE SIGN YOU NEED?
CUSTOM SIGNS AVAILABLE
CONTACT US TODAY
1800 77 22 91




OXIDISING AGENT 5.1




CODE	DETAILS
7010-RM	270 x 270 Metal
7010-RP	270 x 270 Poly
7010-RA	270 x 270 Self Adhesive
7010-QA	200 x 200 Self Adhesive (Pack/5)
7010-PA	150 x 150 Self Adhesive (Pack/5)
7010-OA	100 x 100 Self Adhesive (Pack/6)
7010-NA	50 x 50 Self Adhesive (Pack/15)
7010-AAA	20 x 20 Self Adhesive (Roll/250)
7010-ABA	50 x 50 Self Adhesive (Roll/250)
7010-ADA	100 x 100 Self Adhesive (Roll/250)

ORGANIC PEROXIDE 5.2



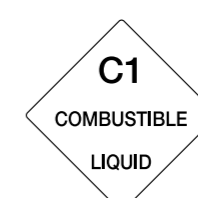
CODE	DETAILS
7011-RM	270 x 270 Metal
7011-RP	270 x 270 Poly
7011-RA	270 x 270 Self Adhesive
7011-QA	200 x 200 Self Adhesive (Pack/5)
7011-PA	150 x 150 Self Adhesive (Pack/5)
7011-OA	100 x 100 Self Adhesive (Pack/6)
7011-NA	50 x 50 Self Adhesive (Pack/15)
7011-AAA	20 x 20 Self Adhesive (Roll/250)
7011-ABA	50 x 50 Self Adhesive (Roll/250)
7011-ADA	100 x 100 Self Adhesive (Roll/250)

DANGEROUS GOODS




CODE	DETAILS
7019-RM	270 x 270 Metal
7019-RP	270 x 270 Poly
7019-RA	270 x 270 Self Adhesive
7019-QA	200 x 200 Self Adhesive (Pack/5)
7019-PA	150 x 150 Self Adhesive (Pack/5)
7019-OA	100 x 100 Self Adhesive (Pack/6)
7019-NA	50 x 50 Self Adhesive (Pack/15)
7019-AAA	20 x 20 Self Adhesive (Roll/250)
7019-ABA	50 x 50 Self Adhesive (Roll/250)
7019-ADA	100 x 100 Self Adhesive (Roll/250)

C1 COMBUSTIBLE LIQUID




CODE	DETAILS
7020-RM	270 x 270 Metal
7020-RP	270 x 270 Poly
7020-RA	270 x 270 Self Adhesive
7020-QA	200 x 200 Self Adhesive (Pack/5)
7020-PA	150 x 150 Self Adhesive (Pack/5)
7020-OA	100 x 100 Self Adhesive (Pack/6)
7020-NA	50 x 50 Self Adhesive (Pack/15)
7020-AAA	20 x 20 Self Adhesive (Roll/250)
7020-ABA	50 x 50 Self Adhesive (Roll/250)
7020-ADA	100 x 100 Self Adhesive (Roll/250)

TOXIC 6




CODE	DETAILS
7012-RM	270 x 270 Metal
7012-RP	270 x 270 Poly
7012-RA	270 x 270 Self Adhesive
7012-QA	200 x 200 Self Adhesive (Pack/5)
7012-PA	150 x 150 Self Adhesive (Pack/5)
7012-OA	100 x 100 Self Adhesive (Pack/6)
7012-NA	50 x 50 Self Adhesive (Pack/15)
7012-AAA	20 x 20 Self Adhesive (Roll/250)
7012-ABA	50 x 50 Self Adhesive (Roll/250)
7012-ADA	100 x 100 Self Adhesive (Roll/250)

INFECTIOUS SUBSTANCE




CODE	DETAILS
7013-RM	270 x 270 Metal
7013-RP	270 x 270 Poly
7013-RA	270 x 270 Self Adhesive
7013-QA	200 x 200 Self Adhesive (Pack/5)
7013-PA	150 x 150 Self Adhesive (Pack/5)
7013-OA	100 x 100 Self Adhesive (Pack/6)
7013-NA	50 x 50 Self Adhesive (Pack/15)
7013-AAA	20 x 20 Self Adhesive (Roll/250)
7013-ABA	50 x 50 Self Adhesive (Roll/250)
7013-ADA	100 x 100 Self Adhesive (Roll/250)

NON HAZARDOUS WASTE PRODUCT




CODE	DETAILS
7021-RM	270 x 270 Metal
7021-RP	270 x 270 Poly
7021-RA	270 x 270 Self Adhesive
7021-QA	200 x 200 Self Adhesive (Pack/5)
7021-PA	150 x 150 Self Adhesive (Pack/5)
7021-OA	100 x 100 Self Adhesive (Pack/6)
7021-NA	50 x 50 Self Adhesive (Pack/15)
7021-AAA	20 x 20 Self Adhesive (Roll/250)
7021-ABA	50 x 50 Self Adhesive (Roll/250)
7021-ADA	100 x 100 Self Adhesive (Roll/250)

ELEVATED TEMPERATURE




CODE	DETAILS
7022-RM	270 x 270 Metal
7022-RP	270 x 270 Poly
7022-RA	270 x 270 Self Adhesive
7022-QA	200 x 200 Self Adhesive (Pack/5)
7022-PA	150 x 150 Self Adhesive (Pack/5)
7022-OA	100 x 100 Self Adhesive (Pack/6)
7022-NA	50 x 50 Self Adhesive (Pack/15)
7022-AAA	20 x 20 Self Adhesive (Roll/250)
7022-ABA	50 x 50 Self Adhesive (Roll/250)
7022-ADA	100 x 100 Self Adhesive (Roll/250)

RADIOACTIVE 1




CODE	DETAILS
7014-RM	270 x 270 Metal
7014-RP	270 x 270 Poly
7014-RA	270 x 270 Self Adhesive
7014-QA	200 x 200 Self Adhesive (Pack/5)
7014-PA	150 x 150 Self Adhesive (Pack/5)
7014-OA	100 x 100 Self Adhesive (Pack/6)
7014-NA	50 x 50 Self Adhesive (Pack/15)
7014-AAA	20 x 20 Self Adhesive (Roll/250)
7014-ABA	50 x 50 Self Adhesive (Roll/250)
7014-ADA	100 x 100 Self Adhesive (Roll/250)

RADIOACTIVE 2




CODE	DETAILS
7015-RM	270 x 270 Metal
7015-RP	270 x 270 Poly
7015-RA	270 x 270 Self Adhesive
7015-QA	200 x 200 Self Adhesive (Pack/5)
7015-PA	150 x 150 Self Adhesive (Pack/5)
7015-OA	100 x 100 Self Adhesive (Pack/6)
7015-NA	50 x 50 Self Adhesive (Pack/15)
7015-AAA	20 x 20 Self Adhesive (Roll/250)
7015-ABA	50 x 50 Self Adhesive (Roll/250)
7015-ADA	100 x 100 Self Adhesive (Roll/250)

MARINE POLLUTANT




CODE	DETAILS
7023-RM	270 x 270 Metal
7023-RP	270 x 270 Poly
7023-RA	270 x 270 Self Adhesive
7023-QA	200 x 200 Self Adhesive (Pack/5)
7023-PA	150 x 150 Self Adhesive (Pack/5)
7023-OA	100 x 100 Self Adhesive (Pack/6)
7023-NA	50 x 50 Self Adhesive (Pack/15)
7023-AAA	20 x 20 Self Adhesive (Roll/250)
7023-ABA	50 x 50 Self Adhesive (Roll/250)
7023-ADA	100 x 100 Self Adhesive (Roll/250)

ECO TOXICITY (PICTO)




CODE	DETAILS
7024-RM	270 x 270 Metal
7024-RP	270 x 270 Poly
7024-RA	270 x 270 Self Adhesive
7024-QA	200 x 200 Self Adhesive (Pack/5)
7024-PA	150 x 150 Self Adhesive (Pack/5)
7024-OA	100 x 100 Self Adhesive (Pack/6)
7024-NA	50 x 50 Self Adhesive (Pack/15)
7024-AAA	20 x 20 Self Adhesive (Roll/250)
7024-ABA	50 x 50 Self Adhesive (Roll/250)
7024-ADA	100 x 100 Self Adhesive (Roll/250)

RADIOACTIVE 3




CODE	DETAILS
7016-RM	270 x 270 Metal
7016-RP	270 x 270 Poly
7016-RA	270 x 270 Self Adhesive
7016-QA	200 x 200 Self Adhesive (Pack/5)
7016-PA	150 x 150 Self Adhesive (Pack/5)
7016-OA	100 x 100 Self Adhesive (Pack/6)
7016-NA	50 x 50 Self Adhesive (Pack/15)
7016-AAA	20 x 20 Self Adhesive (Roll/250)
7016-ABA	50 x 50 Self Adhesive (Roll/250)
7016-ADA	100 x 100 Self Adhesive (Roll/250)

CORROSIVE 8




CODE	DETAILS
7017-RM	270 x 270 Metal
7017-RP	270 x 270 Poly
7017-RA	270 x 270 Self Adhesive
7017-QA	200 x 200 Self Adhesive (Pack/5)
7017-PA	150 x 150 Self Adhesive (Pack/5)
7017-OA	100 x 100 Self Adhesive (Pack/6)
7017-NA	50 x 50 Self Adhesive (Pack/15)
7017-AAA	20 x 20 Self Adhesive (Roll/250)
7017-ABA	50 x 50 Self Adhesive (Roll/250)
7017-ADA	100 x 100 Self Adhesive (Roll/250)

HAZCHEM




CODE	DETAILS
7026-AIM	600 x 150 Metal
7026-AIP	600 x 150 Poly

HAZCHEM IN EMERGENCY DIAL 000 POLICE OR FIRE BRIGADE




CODE	DETAILS
7027-AKM	600 x 150 Metal
7027-AKP	600 x 150 Poly

COMBUSTIBLE LIQUID




CODE	DETAILS
7041-YM	1500 x 150 Metal
7041-YA	1500 x 150 Adhesive
7041-YS	1500 x 150 Magnet

EXPLOSIVES




CODE	DETAILS
7045-AEM	800 x 150 Metal

MISCELLANEOUS DANGEROUS GOODS 9



CODE	DETAILS
7018-RM	270 x 270 Metal
7018-RP	270 x 270 Poly
7018-RA	270 x 270 Self Adhesive
7018-QA	200 x 200 Self Adhesive (Pack/5)
7018-PA	150 x 150 Self Adhesive (Pack/5)
7018-OA	100 x 100 Self Adhesive (Pack/6)
7018-NA	50 x 50 Self Adhesive (Pack/15)
7018-AAA	20 x 20 Self Adhesive (Roll/250)
7018-ABA	50 x 50 Self Adhesive (Roll/250)
7018-ADA	100 x 100 Self Adhesive (Roll/250)

MISCELLANEOUS DANGEROUS GOODS 9A LITHIUM BATTERY



CODE	DETAILS
7042-RM	270 x 270 Metal
7042-RP	270 x 270 Poly
7042-RA	270 x 270 Self Adhesive
7042-QA	200 x 200 Self Adhesive (Pack/5)
7042-PA	150 x 150 Self Adhesive (Pack/5)
7042-OA	100 x 100 Self Adhesive (Pack/6)
7042-NA	50 x 50 Self Adhesive (Pack/15)
7042-AAA	20 x 20 Self Adhesive (Roll/250)
7042-ABA	50 x 50 Self Adhesive (Roll/250)
7042-ADA	100 x 100 Self Adhesive (Roll/250)


DANGEROUS GOODS FLIP KIT



- High-quality Dangerous Goods Flip Kit sign measuring 300 x 300mm
- Designed to effectively communicate the presence of hazardous materials or dangerous goods in the vicinity
- Features durable construction, ensuring long-lasting performance in various indoor and outdoor environments

CODE	DETAILS
7025	300 x 300

HAZCHEM SIGN PLACARD HOLDER



- Made of durable metal, ensuring long-lasting performance and protection for hazardous material signage
- Designed for hassle-free installation, this holder features pre-drilled holes and comes with mounting hardware, allowing for quick and convenient attachment to walls, doors, or vehicles

CODE	DETAILS
SH1	270 x 270 Metal

HAZCHEM TRANSPORT SIGN

CODE	DETAILS
7028-AM	800 x 600 Metal
7028-AA	800 x 600 Adhesive

SAMPLE
PROVIDE YOUR DETAILS TO CUSTOMISE THIS SIGN

HAZCHEM TRANSPORT SIGN

CODE	DETAILS
7029-AJM	800 x 400 Metal
7029-AJA	800 x 400 Adhesive

SAMPLE
PROVIDE YOUR DETAILS TO CUSTOMISE THIS SIGN

SELECT UP TO 4 or 8 DIAMONDS. SELECT APPROPRIATE BOXES.

HAZCHEM DIAMONDS (4 TYPES)

CODE	DETAILS
7039-AIM	600 x 150 Metal

HAZCHEM DIAMONDS (8 TYPES)

CODE	DETAILS
7044-AKM	600 x 300 Metal

7001 	7043 	7002 	7003 	7004 	7005 	7006 	7007 	7008
<input type="checkbox"/>	<input type="checkbox"/>	<input type="checkbox"/>	<input type="checkbox"/>	<input type="checkbox"/>	<input type="checkbox"/>	<input type="checkbox"/>	<input type="checkbox"/>	<input type="checkbox"/>
7009 	7010 	7011 	7012 	7013 	7014 	7015 	7016 	
<input type="checkbox"/>	<input type="checkbox"/>	<input type="checkbox"/>	<input type="checkbox"/>	<input type="checkbox"/>	<input type="checkbox"/>	<input type="checkbox"/>	<input type="checkbox"/>	
7017 	7018 	7019 	7020 	7021 	7022 	7023 	7024 	
<input type="checkbox"/>	<input type="checkbox"/>	<input type="checkbox"/>	<input type="checkbox"/>	<input type="checkbox"/>	<input type="checkbox"/>	<input type="checkbox"/>	<input type="checkbox"/>	

FLAMMABLE (GHS DESIGN)

CODE	DETAILS
7030-RM	270 x 270 Metal
7030-RP	270 x 270 Poly
7030-RA	270 x 270 Self Adhesive
7030-QA	200 x 200 Self Adhesive (Pack/5)
7030-PA	150 x 150 Self Adhesive (Pack/5)
7030-OA	100 x 100 Self Adhesive (Pack/6)
7030-NA	50 x 50 Self Adhesive (Pack/15)
7030-AAA	20 x 20 Self Adhesive (Roll/250)
7030-ABA	50 x 50 Self Adhesive (Roll/250)
7030-ADA	100 x 100 Self Adhesive (Roll/250)

COMPRESSED GAS (GHS DESIGN)

CODE	DETAILS
7031-RP	270 x 270 Metal
7031-RM	270 x 270 Poly
7031-RA	270 x 270 Self Adhesive
7031-QA	200 x 200 Self Adhesive (Pack/5)
7031-PA	150 x 150 Self Adhesive (Pack/5)
7031-OA	100 x 100 Self Adhesive (Pack/6)
7031-NA	50 x 50 Self Adhesive (Pack/15)
7031-AAA	20 x 20 Self Adhesive (Roll/250)
7031-ABA	50 x 50 Self Adhesive (Roll/250)
7031-ADA	100 x 100 Self Adhesive (Roll/250)

OXIDISER (GHS DESIGN)

CODE	DETAILS
7032-RP	270 x 270 Metal
7032-RM	270 x 270 Poly
7032-RA	270 x 270 Self Adhesive
7032-QA	200 x 200 Self Adhesive (Pack/5)
7032-PA	150 x 150 Self Adhesive (Pack/5)
7032-OA	100 x 100 Self Adhesive (Pack/6)
7032-NA	50 x 50 Self Adhesive (Pack/15)
7032-AAA	20 x 20 Self Adhesive (Roll/250)
7032-ABA	50 x 50 Self Adhesive (Roll/250)
7032-ADA	100 x 100 Self Adhesive (Roll/250)

CORROSIVE (GHS DESIGN)

CODE	DETAILS
7033-RP	270 x 270 Metal
7033-RM	270 x 270 Poly
7033-RA	270 x 270 Self Adhesive
7033-QA	200 x 200 Self Adhesive (Pack/5)
7033-PA	150 x 150 Self Adhesive (Pack/5)
7033-OA	100 x 100 Self Adhesive (Pack/6)
7033-NA	50 x 50 Self Adhesive (Pack/15)
7033-AAA	20 x 20 Self Adhesive (Roll/250)
7033-ABA	50 x 50 Self Adhesive (Roll/250)
7033-ADA	100 x 100 Self Adhesive (Roll/250)

ENVIRONMENTAL HAZARD (GHS DESIGN)

CODE	DETAILS
7034-RP	270 x 270 Metal
7034-RM	270 x 270 Poly
7034-RA	270 x 270 Self Adhesive
7034-QA	200 x 200 Self Adhesive (Pack/5)
7034-PA	150 x 150 Self Adhesive (Pack/5)
7034-OA	100 x 100 Self Adhesive (Pack/6)
7034-NA	50 x 50 Self Adhesive (Pack/15)
7034-AAA	20 x 20 Self Adhesive (Roll/250)
7034-ABA	50 x 50 Self Adhesive (Roll/250)
7034-ADA	100 x 100 Self Adhesive (Roll/250)

EXPLOSIVE (GHS DESIGN)

CODE	DETAILS
7035-RP	270 x 270 Metal
7035-RM	270 x 270 Poly
7035-RA	270 x 270 Self Adhesive
7035-QA	200 x 200 Self Adhesive (Pack/5)
7035-PA	150 x 150 Self Adhesive (Pack/5)
7035-OA	100 x 100 Self Adhesive (Pack/6)
7035-NA	50 x 50 Self Adhesive (Pack/15)
7035-AAA	20 x 20 Self Adhesive (Roll/250)
7035-ABA	50 x 50 Self Adhesive (Roll/250)
7035-ADA	100 x 100 Self Adhesive (Roll/250)

ACUTE TOXICITY (GHS DESIGN)

CODE	DETAILS
7036-RP	270 x 270 Metal
7036-RM	270 x 270 Poly
7036-RA	270 x 270 Self Adhesive
7036-QA	200 x 200 Self Adhesive (Pack/5)
7036-PA	150 x 150 Self Adhesive (Pack/5)
7036-OA	100 x 100 Self Adhesive (Pack/6)
7036-NA	50 x 50 Self Adhesive (Pack/15)
7036-AAA	20 x 20 Self Adhesive (Roll/250)
7036-ABA	50 x 50 Self Adhesive (Roll/250)
7036-ADA	100 x 100 Self Adhesive (Roll/250)

HEALTH HAZARD EXCLAMATION MARK (GHS DESIGN)

CODE	DETAILS
7037-RP	270 x 270 Metal
7037-RM	270 x 270 Poly
7037-RA	270 x 270 Self Adhesive
7037-QA	200 x 200 Self Adhesive (Pack/5)
7037-PA	150 x 150 Self Adhesive (Pack/5)
7037-OA	100 x 100 Self Adhesive (Pack/6)
7037-NA	50 x 50 Self Adhesive (Pack/15)
7037-AAA	20 x 20 Self Adhesive (Roll/250)
7037-ABA	50 x 50 Self Adhesive (Roll/250)
7037-ADA	100 x 100 Self Adhesive (Roll/250)

ACUTE TOXICITY (GHS DESIGN)

CHRONIC HEALTH HAZARD (GHS DESIGN)

CODE	DETAILS
7038-RP	270 x 270 Metal
7038-RM	270 x 270 Poly
7038-RA	270 x 270 Self Adhesive
7038-QA	200 x 200 Self Adhesive (Pack/5)
7038-PA	150 x 150 Self Adhesive (Pack/5)
7038-OA	100 x 100 Self Adhesive (Pack/6)
7038-NA	50 x 50 Self Adhesive (Pack/15)
7038-AAA	20 x 20 Self Adhesive (Roll/250)
7038-ABA	50 x 50 Self Adhesive (Roll/250)
7038-ADA	100 x 100 Self Adhesive (Roll/250)



MALE TOILET

CODE	DETAILS
6138-BLUE	180 x 180 Blue/White PVC
6138-SILVER	180 x 180 Silver/Black PVC

FEMALE TOILET

CODE	DETAILS
6131-BLUE	180 x 180 Blue/White PVC
6131-SILVER	180 x 180 Silver/Black PVC

UNISEX TOILET

CODE	DETAILS
6139-BLUE	180 x 180 Blue/White PVC
6139-SILVER	180 x 180 Silver/Black PVC

PARENT ROOM

CODE	DETAILS
6175-BLUE	210 x 180 Blue/White PVC
6175-SILVER	210 x 180 Silver/Black PVC

SHOWER

CODE	DETAILS
6165-BLUE	180 x 180 Blue/White PVC
6165-SILVER	180 x 180 Silver/Black PVC

MALE TOILET & SHOWER

CODE	DETAILS
6155-BLUE	180 x 180 Blue/White PVC
6155-SILVER	180 x 180 Silver/Black PVC

MALE WHEELCHAIR ACCESSIBLE TOILET

CODE	DETAILS
6146-BLUE	210 x 180 Blue/White PVC
6146-SILVER	210 x 180 Silver/Black PVC

MALE WHEELCHAIR ACCESSIBLE TOILET LEFT HAND

CODE	DETAILS
6147-BLUE	210 x 180 Blue/White PVC
6147-SILVER	210 x 180 Silver/Black PVC

MALE WHEELCHAIR ACCESSIBLE TOILET RIGHT HAND

CODE	DETAILS
6145-BLUE	210 x 180 Blue/White PVC
6145-SILVER	210 x 180 Silver/Black PVC

FEMALE TOILET & SHOWER

CODE	DETAILS
6156-BLUE	180 x 180 Blue/White PVC
6156-SILVER	180 x 180 Silver/Black PVC

MALE WHEELCHAIR ACCESSIBLE TOILET & SHOWER

CODE	DETAILS
6159-BLUE	210 x 180 Blue/White PVC
6159-SILVER	210 x 180 Silver/Black PVC

MALE WHEELCHAIR ACCESSIBLE TOILET & SHOWER LEFT HAND

CODE	DETAILS
6160-BLUE	210 x 180 Blue/White PVC
6160-SILVER	210 x 180 Silver/Black PVC

FEMALE WHEELCHAIR ACCESSIBLE TOILET

CODE	DETAILS
6149-BLUE	210 x 180 Blue/White PVC
6149-SILVER	210 x 180 Silver/Black PVC

FEMALE WHEELCHAIR ACCESSIBLE TOILET LEFT HAND

CODE	DETAILS
6150-BLUE	210 x 180 Blue/White PVC
6150-SILVER	210 x 180 Silver/Black PVC

FEMALE WHEELCHAIR ACCESSIBLE TOILET RIGHT HAND

CODE	DETAILS
6151-BLUE	210 x 180 Blue/White PVC
6151-SILVER	210 x 180 Silver/Black PVC

MALE WHEELCHAIR ACCESSIBLE TOILET & SHOWER RIGHT HAND

CODE	DETAILS
6161-BLUE	210 x 180 Blue/White PVC
6161-SILVER	210 x 180 Silver/Black PVC

FEMALE WHEELCHAIR ACCESSIBLE TOILET & SHOWER

CODE	DETAILS
6162-BLUE	210 x 180 Blue/White PVC
6162-SILVER	210 x 180 Silver/Black PVC

FEMALE WHEELCHAIR ACCESSIBLE TOILET LEFT HAND

CODE	DETAILS
6163-BLUE	210 x 180 Blue/White PVC
6163-SILVER	210 x 180 Silver/Black PVC

UNISEX WHEELCHAIR ACCESSIBLE TOILET

CODE	DETAILS
6143-BLUE	210 x 180 Blue/White PVC
6143-SILVER	210 x 180 Silver/Black PVC

UNISEX WHEELCHAIR ACCESSIBLE TOILET LEFT HAND

CODE	DETAILS
6144-BLUE	210 x 180 Blue/White PVC
6144-SILVER	210 x 180 Silver/Black PVC

UNISEX WHEELCHAIR ACCESSIBLE TOILET RIGHT HAND

CODE	DETAILS
6145-BLUE	210 x 180 Blue/White PVC
6145-SILVER	210 x 180 Silver/Black PVC

FEMALE WHEELCHAIR ACCESSIBLE TOILET & SHOWER RIGHT HAND

CODE	DETAILS
6164-BLUE	210 x 180 Blue/White PVC
6164-SILVER	210 x 180 Silver/Black PVC

UNISEX WHEELCHAIR ACCESSIBLE TOILET & SHOWER

CODE	DETAILS
6157-BLUE	210 x 180 Blue/White PVC
6157-SILVER	210 x 180 Silver/Black PVC

UNISEX WHEELCHAIR ACCESSIBLE TOILET & SHOWER LEFT HAND

CODE	DETAILS
6203-BLUE	210 x 180 Blue/White PVC
6203-SILVER	210 x 180 Silver/Black PVC

UNISEX DISABLED TOILET

CODE	DETAILS
6133-BLUE	210 x 180 Blue/White PVC
6133-SILVER	210 x 180 Silver/Black PVC

UNISEX DISABLED TOILET LEFT HAND

CODE	DETAILS
6134-BLUE	210 x 180 Blue/White PVC
6134-SILVER	210 x 180 Silver/Black PVC

UNISEX DISABLED TOILET RIGHT HAND

CODE	DETAILS
6135-BLUE	210 x 180 Blue/White PVC
6135-SILVER	210 x 180 Silver/Black PVC

UNISEX WHEELCHAIR ACCESSIBLE TOILET & SHOWER RIGHT HAND

CODE	DETAILS
6158-BLUE	210 x 180 Blue/White PVC
6158-SILVER	210 x 180 Silver/Black PVC

UNISEX TOILET & SHOWER

CODE	DETAILS
6137-BLUE	180 x 180 Blue/White PVC
6137-SILVER	180 x 180 Silver/Black PVC

MALE SHOWER

CODE	DETAILS
6166-BLUE	180 x 180 Blue/White PVC
6166-SILVER	180 x 180 Silver/Black PVC



FEMALE SHOWER

CODE	DETAILS
6167-BLUE	180 x 180 Blue/White PVC
6167-SILVER	180 x 180 Silver/Black PVC

UNISEX SHOWER

CODE	DETAILS
6168-BLUE	180 x 180 Blue/White PVC
6168-SILVER	180 x 180 Silver/Black PVC

UNISEX WHEELCHAIR ACCESSIBLE SHOWER

CODE	DETAILS
6169-BLUE	210 x 180 Blue/White PVC
6169-SILVER	210 x 180 Silver/Black PVC

UNISEX WHEELCHAIR ACCESSIBLE TOILET RH & PARENT ROOM

CODE	DETAILS
6208-BLUE	210 x 180 Blue/White PVC
6208-SILVER	210 x 180 Silver/Black PVC

MALE AMBULANT TOILET

CODE	DETAILS
6132-BLUE	210 x 180 Blue/White PVC
6132-SILVER	210 x 180 Silver/Black PVC

FEMALE AMBULANT TOILET

CODE	DETAILS
6130-BLUE	210 x 180 Blue/White PVC
6130-SILVER	210 x 180 Silver/Black PVC

BOYS TOILET

CODE	DETAILS
6204-BLUE	210 x 180 Blue/White PVC
6204-SILVER	210 x 180 Silver/Black PVC

GIRLS TOILET

CODE	DETAILS
6205-BLUE	210 x 180 Blue/White PVC
6205-SILVER	210 x 180 Silver/Black PVC

MALE CHANGE ROOM

CODE	DETAILS
6183-BLUE	180 x 180 Blue/White PVC
6183-SILVER	180 x 180 Silver/Black PVC

UNISEX AMBULANT TOILET

CODE	DETAILS
6142-BLUE	210 x 180 Blue/White PVC
6142-SILVER	210 x 180 Silver/Black PVC

MALE TOILET & MALE AMBULANT TOILET

CODE	DETAILS
6120-BLUE	210 x 180 Blue/White PVC
6120-SILVER	210 x 180 Silver/Black PVC

FEMALE TOILET & FEMALE AMBULANT TOILET

CODE	DETAILS
6121-BLUE	210 x 180 Blue/White PVC
6121-SILVER	210 x 180 Silver/Black PVC

FEMALE CHANGE ROOM

CODE	DETAILS
6184-BLUE	180 x 180 Blue/White PVC
6184-SILVER	180 x 180 Silver/Black PVC

UNISEX CHANGE ROOM

CODE	DETAILS
6185-BLUE	180 x 180 Blue/White PVC
6185-SILVER	180 x 180 Silver/Black PVC

UNISEX WHEELCHAIR CHANGE ROOM

CODE	DETAILS
6186-BLUE	180 x 180 Blue/White PVC
6186-SILVER	180 x 180 Silver/Black PVC

MALE AMBULANT TOILET & SHOWER

CODE	DETAILS
6209-BLUE	210 x 180 Blue/White PVC
6209-SILVER	210 x 180 Silver/Black PVC

FEMALE AMBULANT TOILET & SHOWER

CODE	DETAILS
6210-BLUE	210 x 180 Blue/White PVC
6210-SILVER	210 x 180 Silver/Black PVC

UNISEX AMBULANT TOILET & SHOWER

CODE	DETAILS
6200-BLUE	210 x 180 Blue/White PVC
6200-SILVER	210 x 180 Silver/Black PVC

MALE STAFF TOILET

CODE	DETAILS
6179-BLUE	180 x 180 Blue/White PVC
6179-SILVER	180 x 180 Silver/Black PVC

FEMALE STAFF TOILET

CODE	DETAILS
6180-BLUE	180 x 180 Blue/White PVC
6180-SILVER	180 x 180 Silver/Black PVC

UNISEX STAFF TOILET

CODE	DETAILS
6181-BLUE	180 x 180 Blue/White PVC
6181-SILVER	180 x 180 Silver/Black PVC

LIFT

CODE	DETAILS
6211-BLUE	210 x 180 Blue/White PVC
6211-SILVER	210 x 180 Silver/Black PVC

TEA ROOM

CODE	DETAILS
6212-BLUE	210 x 180 Blue/White PVC
6212-SILVER	210 x 180 Silver/Black PVC

HEARING LOOP

CODE	DETAILS
6177-BLUE	180 x 180 Blue/White PVC
6177-SILVER	180 x 180 Silver/Black PVC

UNISEX WHEELCHAIR ACCESSIBLE STAFF TOILET

CODE	DETAILS
6182-BLUE	210 x 180 Blue/White PVC
6182-SILVER	210 x 180 Silver/Black PVC

UNISEX WHEELCHAIR ACCESSIBLE TOILET & PARENT ROOM

CODE	DETAILS
6206-BLUE	210 x 180 Blue/White PVC
6206-SILVER	210 x 180 Silver/Black PVC

UNISEX WHEELCHAIR ACCESSIBLE TOILET LH & PARENT ROOM

CODE	DETAILS
6207-BLUE	210 x 180 Blue/White PVC
6207-SILVER	210 x 180 Silver/Black PVC

FIRST AID

CODE	DETAILS
6176-GREEN	180 x 180 Green/White PVC

CLEANER

CODE	DETAILS
6178-BLUE	180 x 180 Blue/White PVC
6178-SILVER	180 x 180 Silver/Black PVC

CHANGING PLACES

CODE	DETAILS
6213-BLUE	210 x 180 Blue/White PVC
6213-SILVER	210 x 180 Silver/Black PVC



WHEELCHAIR ACCESSIBLE ENTRANCE

CODE	DETAILS
6172-BLUE	210 x 180 Blue/White PVC
6172-SILVER	210 x 180 Silver/Black PVC

WHEELCHAIR ACCESSIBLE ENTRANCE LEFT

CODE	DETAILS
6173-BLUE	210 x 180 Blue/White PVC
6173-SILVER	210 x 180 Silver/Black PVC

WHEELCHAIR ACCESSIBLE ENTRANCE RIGHT

CODE	DETAILS
6174-BLUE	210 x 180 Blue/White PVC
6174-SILVER	210 x 180 Silver/Black PVC

ALL GENDER WHEELCHAIR ACCESSIBLE TOILET

CODE	DETAILS
6214-BLUE	210 x 180 Blue/White PVC
6214-SILVER	210 x 180 Silver/Black PVC

ALL GENDER WHEELCHAIR ACCESSIBLE TOILET LEFT HAND

CODE	DETAILS
6215-BLUE	210 x 180 Blue/White PVC
6215-SILVER	210 x 180 Silver/Black PVC

ALL GENDER WHEELCHAIR ACCESSIBLE TOILET RIGHT HAND

CODE	DETAILS
6216-BLUE	210 x 180 Blue/White PVC
6216-SILVER	210 x 180 Silver/Black PVC

STAFF ONLY

CODE	DETAILS
6217-BLUE	210 x 180 Blue/White PVC
6217-SILVER	210 x 180 Silver/Black PVC

EXIT LEVEL BASEMENT 1

CODE	DETAILS
6187-GREEN	180 x 50 Green/White PVC
6187-SILVER	180 x 50 Silver/Black PVC

EXIT LEVEL BASEMENT 2

CODE	DETAILS
6188-GREEN	180 x 50 Green/White PVC
6188-SILVER	180 x 50 Silver/Black PVC

EXIT LEVEL BASEMENT 3

CODE	DETAILS
6218-GREEN	180 x 50 Green/White PVC
6218-SILVER	180 x 50 Silver/Black PVC

EXIT LEVEL BASEMENT 4

CODE	DETAILS
6219-GREEN	180 x 50 Green/White PVC
6219-SILVER	180 x 50 Silver/Black PVC

EXIT LEVEL GROUND

CODE	DETAILS
6189-GREEN	180 x 50 Green/White PVC
6189-SILVER	180 x 50 Silver/Black PVC

EXIT LEVEL 1

CODE	DETAILS
6190-GREEN	180 x 50 Green/White PVC
6190-SILVER	180 x 50 Silver/Black PVC

EXIT LEVEL 2

CODE	DETAILS
6191-GREEN	180 x 50 Green/White PVC
6191-SILVER	180 x 50 Silver/Black PVC

EXIT LEVEL 3

CODE	DETAILS
6192-GREEN	180 x 50 Green/White PVC
6192-SILVER	180 x 50 Silver/Black PVC

EXIT LEVEL 4

CODE	DETAILS
6193-GREEN	180 x 50 Green/White PVC
6193-SILVER	180 x 50 Silver/Black PVC

EXIT LEVEL 5

CODE	DETAILS
6194-GREEN	180 x 50 Green/White PVC
6194-SILVER	180 x 50 Silver/Black PVC

EXIT LEVEL 6

CODE	DETAILS
6195-GREEN	180 x 50 Green/White PVC
6195-SILVER	180 x 50 Silver/Black PVC

EXIT LEVEL 7

CODE	DETAILS
6196-GREEN	180 x 50 Green/White PVC
6196-SILVER	180 x 50 Silver/Black PVC

EXIT LEVEL 8

CODE	DETAILS
6197-GREEN	180 x 50 Green/White PVC
6197-SILVER	180 x 50 Silver/Black PVC

EXIT LEVEL 9

CODE	DETAILS
6198-GREEN	180 x 50 Green/White PVC
6198-SILVER	180 x 50 Silver/Black PVC

EXIT LEVEL 10

CODE	DETAILS
6199-GREEN	180 x 50 Green/White PVC
6199-SILVER	180 x 50 Silver/Black PVC

EXIT LEVEL ROOF

CODE	DETAILS
6220-GREEN	180 x 50 Green/White PVC
6220-SILVER	180 x 50 Silver/Black PVC

PUSH (HORIZONTAL)

CODE	DETAILS
6221-SILVER	180 x 50 Silver/Black PVC

PULL (VERTICAL)

CODE	DETAILS
6223-SILVER	180 x 50 Silver/Black PVC

PUSH (VERTICAL)

CODE	DETAILS
6224-SILVER	180 x 50 Silver/Black PVC

PULL (HORIZONTAL)

CODE	DETAILS
6222-SILVER	180 x 50 Silver/Black PVC

**CUSTOM
BRAILLE SIGNS
AVAILABLE**

**CONTACT US TODAY
1800 77 22 91**



RUNNING MAN PICTO ARROW DOWN

CODE **DETAILS**

8701-SLM	350 x 140 Luminous Metal
8701-SLP	350 x 140 Luminous Poly
8701-SLA	350 x 140 Luminous Self Adhesive
8701-SP	350 x 140 Poly

RUNNING MAN PICTO ARROW UP

CODE **DETAILS**

8702-SLM	350 x 140 Luminous Metal
8702-SLP	350 x 140 Luminous Poly
8702-SLA	350 x 140 Luminous Self Adhesive
8702-SP	350 x 140 Poly

RUNNING MAN PICTO ARROW DOWN LEFT

CODE **DETAILS**

8703-SLM	350 x 140 Luminous Metal
8703-SLP	350 x 140 Luminous Poly
8703-SLA	350 x 140 Luminous Self Adhesive
8703-SP	350 x 140 Poly

RUNNING MAN PICTO ARROW UP LEFT

CODE **DETAILS**

8704-SLM	350 x 140 Luminous Metal
8704-SLP	350 x 140 Luminous Poly
8704-SLA	350 x 140 Luminous Self Adhesive
8704-SP	350 x 140 Poly

RUNNING MAN PICTO ARROW RIGHT

CODE **DETAILS**

8705-SLM	350 x 140 Luminous Metal
8705-SLP	350 x 140 Luminous Poly
8705-SLA	350 x 140 Luminous Self Adhesive
8705-SP	350 x 140 Poly

RUNNING MAN PICTO ARROW UP RIGHT

CODE **DETAILS**

8706-SLM	350 x 140 Luminous Metal
8706-SLP	350 x 140 Luminous Poly
8706-SLA	350 x 140 Luminous Self Adhesive
8706-SP	350 x 140 Poly

RUNNING MAN PICTO ARROW LEFT

CODE **DETAILS**

8707-SLM	350 x 140 Luminous Metal
8707-SLP	350 x 140 Luminous Poly
8707-SLA	350 x 140 Luminous Self Adhesive
8707-SP	350 x 140 Poly

RUNNING MAN PICTO ARROW RIGHT

CODE **DETAILS**

8708-SLM	350 x 140 Luminous Metal
8708-SLP	350 x 140 Luminous Poly
8708-SLA	350 x 140 Luminous Self Adhesive
8708-SP	350 x 140 Poly

RUNNING MAN EXIT ARROW LEFT

CODE **DETAILS**

8709-SLM	350 x 140 Luminous Metal
8709-SLP	350 x 140 Luminous Poly
8709-SLA	350 x 140 Luminous Self Adhesive
8709-SP	350 x 140 Poly

RUNNING MAN EXIT ARROW RIGHT

CODE **DETAILS**

8710-SLM	350 x 140 Luminous Metal
8710-SLP	350 x 140 Luminous Poly
8710-SLA	350 x 140 Luminous Self Adhesive
8710-SP	350 x 140 Poly

FIRE EXIT

CODE **DETAILS**

8731-SLM	350 x 140 Luminous Metal
8731-SLP	350 x 140 Luminous Poly
8731-SLA	350 x 140 Luminous Self Adhesive
8731-SP	350 x 140 Poly

RUNNING MAN FIRE EXIT ARROW LEFT

CODE **DETAILS**

8711-SLM	350 x 140 Luminous Metal
8711-SLP	350 x 140 Luminous Poly
8711-SLA	350 x 140 Luminous Self Adhesive
8711-SP	350 x 140 Poly

RUNNING MAN FIRE EXIT ARROW RIGHT

CODE **DETAILS**

8712-SLM	350 x 140 Luminous Metal
8712-SLP	350 x 140 Luminous Poly
8712-SLA	350 x 140 Luminous Self Adhesive
8712-SP	350 x 140 Poly

EXIT

CODE **DETAILS**

8713-SLM	350 x 140 Luminous Metal
8713-SLP	350 x 140 Luminous Poly
8713-SLA	350 x 140 Luminous Self Adhesive
8713-SP	350 x 140 Poly

EXIT RIGHT ARROW

CODE **DETAILS**

8714-SLM	350 x 140 Luminous Metal
8714-SLP	350 x 140 Luminous Poly
8714-SLA	350 x 140 Luminous Self Adhesive
8714-SP	350 x 140 Poly

EXIT LEFT ARROW

CODE **DETAILS**

8715-SLM	350 x 140 Luminous Metal
8715-SLP	350 x 140 Luminous Poly
8715-SLA	350 x 140 Luminous Self Adhesive
8715-SP	350 x 140 Poly

EXIT LEFT AND RIGHT

CODE **DETAILS**

8716-SLM	350 x 140 Luminous Metal
8716-SLP	350 x 140 Luminous Poly
8716-SLA	350 x 140 Luminous Self Adhesive
8716-SP	350 x 140 Poly

EMERGENCY EXIT

CODE **DETAILS**

8717-SLM	350 x 140 Luminous Metal
8717-SLP	350 x 140 Luminous Poly
8717-SLA	350 x 140 Luminous Self Adhesive
8717-SP	350 x 140 Poly



EMERGENCY EXIT ALARM WILL SOUND

CODE **DETAILS**

8732-SLM	350 x 140 Luminous Metal
8732-SLP	350 x 140 Luminous Poly
8732-SLA	350 x 140 Luminous Self Adhesive
8732-SP	350 x 140 Poly

NO EXIT

CODE **DETAILS**

8730-SLM	350 x 140 Luminous Metal
8730-SLP	350 x 140 Luminous Poly
8730-SLA	350 x 140 Luminous Self Adhesive
8730-SP	350 x 140 Poly

EVACUATION ROUTE ARROW LEFT

CODE **DETAILS**

8728-SLM	350 x 140 Luminous Metal
8728-SLP	350 x 140 Luminous Poly
8728-SLA	350 x 140 Luminous Self Adhesive
8728-SP	350 x 140 Poly

EVACUATION ROUTE ARROW RIGHT

CODE **DETAILS**

8729-SLM	350 x 140 Luminous Metal
8729-SLP	350 x 140 Luminous Poly
8729-SLA	350 x 140 Luminous Self Adhesive
8729-SP	350 x 140 Poly

RUNNING MAN (PICTO) FACING RIGHT

CODE **DETAILS**

8722-SLA	350 x 140 Luminous Self Adhesive
8722-SLP	350 x 140 Luminous Poly
8722-SLM	350 x 150 Luminous Metal
8722-SP	350 x 140 Poly

RUNNING MAN (PICTO) FACING LEFT

CODE **DETAILS**

8723-SLA	350 x 140 Luminous Self Adhesive
8723-SLP	350 x 140 Luminous Poly
8723-SLM	350 x 150 Luminous Metal
8723-SP	350 x 140 Poly

EXIT DOOR DO NOT OBSTRUCT

CODE **DETAILS**

8733-EM	400 x 300 Metal
8733-EP	400 x 300 Poly
8733-GM	300 x 200 Metal
8733-GP	300 x 200 Poly

THIS DOOR IS FOR EMERGENCY EXIT ONLY

CODE **DETAILS**

8734-EM	400 x 300 Metal
8734-EP	400 x 300 Poly
8734-GM	300 x 200 Metal
8734-GP	300 x 200 Poly

DO NOT ENTER

CODE **DETAILS**

8726-BM	600 x 400 Metal
8726-BP	600 x 400 Poly
8726-GM	300 x 200 Metal
8726-GP	300 x 200 Poly

PUSH AND PULL (VERTICAL)

CODE **DETAILS**

6322-TA	200 x 50 Self Adhesive (Pack/5) (Push)
6324-TA	200 x 50 Self Adhesive (Pack/5) (Pull)

PUSH AND PULL (HORIZONTAL)

CODE **DETAILS**

6323-TA	200 x 50 Self Adhesive (Pack/5) (Push)
6325-TA	200 x 50 Self Adhesive (Pack/5) (Pull)

ARROW RED ON WHITE

CODE **DETAILS**

8727-ZA	300 x 100 Self Adhesive
8727-TA	200 x 50 Self Adhesive (Pack/5)

EXIT, BLACK ON WHITE

CODE **DETAILS**

8718-BM	600 x 400 Metal
8718-BP	600 x 400 Poly
8718-FM	450 x 200 Metal
8718-FP	450 x 200 Poly
8718-GM	300 x 200 Metal
8718-GP	300 x 200 Poly
8718-ZA	300 x 225 Self Adhesive
8718-TA	200 x 50 Self Adhesive (Pack/5)

NO EXIT, BLACK ON WHITE

CODE **DETAILS**

8719-BM	600 x 400 Metal
8719-BP	600 x 400 Poly
8719-FM	450 x 200 Metal
8719-FP	450 x 200 Poly
8719-GM	300 x 200 Metal
8719-GP	300 x 200 Poly
8719-ZA	300 x 225 Self Adhesive
8719-TA	200 x 50 Self Adhesive (Pack/5)

ENTRY, BLACK ON WHITE

CODE **DETAILS**

8720-BM	600 x 400 Metal
8720-BP	600 x 400 Poly
8720-FM	450 x 200 Metal
8720-FP	450 x 200 Poly
8720-GM	300 x 200 Metal
8720-GP	300 x 200 Poly
8720-ZA	300 x 225 Self Adhesive
8720-TA	200 x 50 Self Adhesive (Pack/5)

NO ENTRY, BLACK ON WHITE

CODE **DETAILS**




8724-BM	600 x 400 Metal
8724-BP	600 x 400 Poly
8724-FM	450 x 200 Metal
8724-FP	450 x 200 Poly
8724-GM	300 x 200 Metal
8724-GP	300 x 200 Poly
8724-ZA	300 x 225 Self Adhesive
8724-TA	200 x 50 Self Adhesive (Pack/5)

Cones & Stands

Signage



	BLANK YELLOW
CODE NC2001	DETAILS Yellow Lock In Sign Frame
	FORKLIFTS PICTO
CODE NC2003	DETAILS Yellow Lock In Sign Frame
	WALKIE STACKER PICTO
CODE NC2005	DETAILS Yellow Lock In Sign Frame
	WORK IN PROGRESS PICTO
CODE NC2007	DETAILS Yellow Lock In Sign Frame

	CLEANING PICTO
CODE NC2002	DETAILS Yellow Lock In Sign Frame
	WARNING TRIANGLE & EXCLAMATION MARK
CODE NC2004	DETAILS Yellow Lock In Sign Frame
	WET FLOOR PICTO
CODE NC2006	DETAILS Yellow Lock In Sign Frame
	WORKERS ABOVE PICTO
CODE NC2008	DETAILS Yellow Lock In Sign Frame

	BLANK
CODE NC1001	DETAILS 890mm Safety Cone

	CAUTION WET FLOOR
CODE NC1002	DETAILS 890mm Safety Cone

	CAUTION CLEANING IN PROGRESS
CODE NC1003	DETAILS 890mm Safety Cone

	BLANK WHITE
CODE NC1004	DETAILS 890mm Safety Cone

	SLIPPERY WHEN WET
CODE NC1005	DETAILS 890mm Safety Cone

	CAUTION WORK IN PROGRESS
CODE NC1006	DETAILS 890mm Safety Cone

	CAUTION
CODE NC1007	DETAILS 890mm Safety Cone

	CAUTION WALKIE STACKER IN USE
CODE NC1008	DETAILS 890mm Safety Cone

	CAUTION FORKLIFTS IN USE
CODE NC1009	DETAILS 890mm Safety Cone

	CAUTION RESTRICTED AREA DO NOT ENTER
CODE NC1010	DETAILS 890mm Safety Cone

	CAUTION WORKERS ABOVE
CODE NC1011	DETAILS 890mm Safety Cone

	RING WEIGHT
CODE NC1013	DETAILS Ring Weight for 890mm Safety Cone

Cones & Stands

Signage



	BLANK YELLOW
CODE NC3005	DETAILS Plastic Sign Stand, Doubled Sided

	BLANK WHITE
CODE NC3012	DETAILS Plastic Sign Stand, Doubled Sided

	CLEANING IN PROGRESS
CODE NC3001	DETAILS Plastic Sign Stand, Doubled Sided

	WET FLOOR
CODE NC3002	DETAILS Plastic Sign Stand, Doubled Sided

	FORKLIFTS IN USE
CODE NC3003	DETAILS Plastic Sign Stand, Doubled Sided

	WORKERS ABOVE
CODE NC3004	DETAILS Plastic Sign Stand, Doubled Sided

	WORK IN PROGRESS
CODE NC3006	DETAILS Plastic Sign Stand, Doubled Sided

	TRIPPING HAZARD
CODE NC3007	DETAILS Plastic Sign Stand, Doubled Sided

	NO ENTRY AUTHORISED PERSONNEL ONLY
CODE NC3008	DETAILS Plastic Sign Stand, Doubled Sided


	SLIPPERY WHEN WET
CODE NC3009	DETAILS Plastic Sign Stand, Doubled Sided

	NO SMOKING IN THIS AREA
CODE NC3010	DETAILS Plastic Sign Stand, Doubled Sided

	DANGER WORKER IN CONFINED SPACE
CODE NC3011	DETAILS Plastic Sign Stand, Doubled Sided


	SLIPPERY SURFACE
CODE NC4001	DETAILS 500 x 300 Corflute Sign Stand


	WATCH YOUR STEP
CODE NC4002	DETAILS 500 x 300 Corflute Sign Stand


	NO ENTRY CLEANING IN PROGRESS
CODE NC4003	DETAILS 500 x 300 Corflute Sign Stand

	KEEP CLEAR
CODE NC4004	DETAILS 500 x 300 Corflute Sign Stand

	BEWARE OF VEHICLES
CODE NC4005	DETAILS 500 x 300 Corflute Sign Stand

	NO ENTRY AUTHORISED PERSONS...
CODE NC4006	DETAILS 500 x 300 Corflute Sign Stand

	DANGER MEN WORKING ABOVE
CODE NC4007	DETAILS 500 x 300 Corflute Sign Stand

	DANGER MEN WORKING BELOW
CODE NC4008	DETAILS 500 x 300 Corflute Sign Stand

	NO SMOKING BEYOND THIS POINT
CODE NC4009	DETAILS 500 x 300 Corflute Sign Stand

	DANGER OUT OF SERVICE... DO NOT OPERATE
CODE NC4010	DETAILS 500 x 300 Corflute Sign Stand

	DANGER MEN WORKING ABOVE
---	---------------------------------

	DANGER MEN WORKING BELOW
---	---------------------------------



NOTICE PLEASE KEEP THIS WALKWAY CLEAR




CODE	DETAILS
8227-BM	600 x 400 Metal
8227-BP	600 x 400 Poly
8227-BC	600 x 400 Corflute
8227-EM	400 x 300 Metal
8227-EP	400 x 300 Poly
8227-GM	300 x 200 Metal
8227-GP	300 x 200 Poly
8227-GA	300 x 200 Self Adhesive
8227-JA	150 x 225 Self Adhesive
8227-KA	125 x 90 Self Adhesive (Pack/5)
8227-LA	90 x 55 Self Adhesive (Pack/5)

NOTICE CHAIN ALL CYLINDERS SECURELY



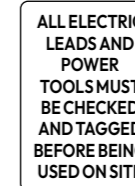
CODE	DETAILS
8222-BM	600 x 400 Metal
8222-BP	600 x 400 Poly
8222-BC	600 x 400 Corflute
8222-EM	400 x 300 Metal
8222-EP	400 x 300 Poly
8222-GM	300 x 200 Metal
8222-GP	300 x 200 Poly
8222-GA	300 x 200 Self Adhesive
8222-JA	150 x 225 Self Adhesive
8222-KA	125 x 90 Self Adhesive (Pack/5)
8222-LA	90 x 55 Self Adhesive (Pack/5)

ALL VISITORS MUST REPORT TO SIZE OFFICE



CODE	DETAILS
6301-BM	600 x 400 Metal
6301-BP	600 x 400 Poly
6301-BC	600 x 400 Corflute
6301-EM	400 x 300 Metal
6301-EP	400 x 300 Poly

ALL ELECTRIC LEADS AND POWER TOOLS MUST BE CHECKED...



CODE	DETAILS
6378-BM	600 x 400 Metal
6378-BP	600 x 400 Poly
6378-BC	600 x 400 Corflute
6378-EM	400 x 300 Metal
6378-EP	400 x 300 Poly

NOTICE NO EATING OR DRINKING IN THIS AREA




CODE	DETAILS
8224-BM	600 x 400 Metal
8224-BP	600 x 400 Poly
8224-BC	600 x 400 Corflute
8224-EM	400 x 300 Metal
8224-EP	400 x 300 Poly
8224-GM	300 x 200 Metal
8224-GP	300 x 200 Poly
8224-GA	300 x 200 Self Adhesive
8224-JA	150 x 225 Self Adhesive
8224-KA	125 x 90 Self Adhesive (Pack/5)
8224-LA	90 x 55 Self Adhesive (Pack/5)

NOTICE NO FOOD OR DRINK BEYOND THIS POINT



CODE	DETAILS
8229-BM	600 x 400 Metal
8229-BP	600 x 400 Poly
8229-BC	600 x 400 Corflute
8229-EM	400 x 300 Metal
8229-EP	400 x 300 Poly
8229-GM	300 x 200 Metal
8229-GP	300 x 200 Poly
8229-GA	300 x 200 Self Adhesive
8229-JA	150 x 225 Self Adhesive
8229-KA	125 x 90 Self Adhesive (Pack/5)
8229-LA	90 x 55 Self Adhesive (Pack/5)

TOILETS




TOILETS

CODE	DETAILS
6354-BM	600 x 400 Metal
6354-BP	600 x 400 Poly
6354-BC	600 x 400 Corflute
6354-GM	300 x 200 Metal
6354-GP	300 x 200 Poly
6354-ZA	300 x 100 Self Adhesive
6354-TA	200 x 50 Self Adhesive (Pack/5)

LADIES

CODE	DETAILS
6303-GM	300 x 200 Metal
6303-GP	300 x 200 Poly
6303-GA	300 x 200 Self Adhesive
6303-ACA	140 x 120 Self Adhesive (Pack/4)



GIRLS

CODE	DETAILS
6428-GM	300 x 200 Metal
6428-GP	300 x 200 Poly
6428-GA	300 x 200 Self Adhesive
6428-ACA	140 x 120 Self Adhesive (Pack/4)



DISABLED TOILET

CODE	DETAILS
6416-GM	300 x 200 Metal
6416-GP	300 x 200 Poly
6416-JM	225x150 Metal
6416-JP	225 x 150 Poly
6416-DA	240 x 180 Self Adhesive
6416-ACA	140 x 120 Self Adhesive (Pack/4)

SHOWERS

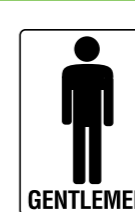
CODE	DETAILS
6372-BM	600 x 400 Metal
6372-BP	600 x 400 Poly
6372-BC	600 x 400 Corflute
6372-GM	300 x 200 Metal
6372-GP	300 x 200 Poly
6372-DA	300 x 100 Self Adhesive
6372-TA	200 x 50 Self Adhesive (Pack/5)

GENTLEMEN

CODE	DETAILS
6306-ZA	300 x 100 Self Adhesive
6306-TA	200 x 50 Self Adhesive (Pack/5)


LADIES

CODE	DETAILS
6307-ZA	300 x 100 Self Adhesive
6307-TA	200 x 50 Self Adhesive (Pack/5)



GENTLEMEN

CODE	DETAILS
6302-GM	300 x 200 Metal
6302-GP	300 x 200 Poly
6302-GA	300 x 200 Self Adhesive
6302-ACA	140 x 120 Self Adhesive (Pack/4)



BOYS

CODE	DETAILS
6427-GM	300 x 200 Metal
6427-GP	300 x 200 Poly
6427-GA	300 x 200 Self Adhesive
6427-ACA	140 x 120 Self Adhesive (Pack/4)



RESTROOMS

CODE	DETAILS
6412-GM	300 x 200 Metal
6412-GP	300 x 200 Poly
6412-DA	300 x 200 Self Adhesive
6412-ACA	140 x 120 Self Adhesive (Pack/4)



MALE/FEMALE DISABLED TOILETS

CODE	DETAILS
6418-EM	400 x 300 Metal
6418-EP	400 x 300 Poly
6418-GM	300 x 200 Metal
6418-GP	300 x 200 Poly
6418-ACA	140 x 120 Self Adhesive (Pack/4)

CHANGE ROOM

CHANGE ROOM

CODE	DETAILS
6363-BP	600 x 400 Poly
6363-EP	400 x 300 Poly
6363-GP	300 x 200 Poly

SITE OFFICE

SITE OFFICE

CODE	DETAILS
6304-BM	600 x 400 Metal
6304-BP	600 x 400 Poly
6304-BC	600 x 400 Corflute
6304-EM	400 x 300 Metal
6304-EP	400 x 300 Poly
6304-GM	300 x 200 Metal
6304-GP	300 x 200 Poly
6304-GA	300 x 200 Self Adhesive
6304-JA	150 x 225 Self Adhesive
6304-KA	125 x 90 Self Adhesive (Pack/5)
6304-LA	90 x 55 Self Adhesive (Pack/5)

NOTICE PLEASE KEEP THIS AREA CLEAR



CODE	DETAILS
8228-BM	600 x 400 Metal
8228-BP	600 x 400 Poly
8228-BC	600 x 400 Corflute
8228-EM	400 x 300 Metal
8228-EP	400 x 300 Poly
8228-GM	300 x 200 Metal
8228-GP	300 x 200 Poly
8228-GA	300 x 200 Self Adhesive
8228-JA	150 x 225 Self Adhesive
8228-KA	125 x 90 Self Adhesive (Pack/5)
8228-LA	90 x 55 Self Adhesive (Pack/5)

NOTICE ALL PERSONNEL MUST BE SITE INDUCTED BEFORE STARTING...



CODE	DETAILS
8232-BM	600 x 400 Metal
8232-BP	600 x 400 Poly
8232-BC	600 x 400 Corflute
8232-EM	400 x 300 Metal
8232-EP	400 x 300 Poly
8232-GM	300 x 200 Metal
8232-GP	300 x 200 Poly
8232-GA	300 x 200 Self Adhesive
8232-JA	150 x 225 Self Adhesive
8232-KA	125 x 90 Self Adhesive (Pack/5)
8232-LA	90 x 55 Self Adhesive (Pack/5)

NOTICE WASH HANDS BEFORE RETURNING TO WORK



CODE	DETAILS
8230-BM	600 x 400 Metal
8230-BP	600 x 400 Poly
8230-BC	600 x 400 Corflute
8230-EM	400 x 300 Metal
8230-EP	400 x 300 Poly
8230-GM	300 x 200 Metal
8230-GP	300 x 200 Poly
8230-GA	300 x 200 Self Adhesive
8230-JA	150 x 225 Self Adhesive
8230-KA	125 x 90 Self Adhesive (Pack/5)
8230-LA	90 x 55 Self Adhesive (Pack/5)

NOTICE RESTRICTED AREA AUTHORISED PERSONS ONLY



CODE	DETAILS
8238-BM	600 x 400 Metal
8238-BP	600 x 400 Poly
8238-BC	600 x 400 Corflute
8238-EM	400 x 300 Metal
8238-EP	400 x 300 Poly
8238-GM	300 x 200 Metal
8238-GP	300 x 200 Poly
8238-GA	300 x 200 Self Adhesive
8238-JA	150 x 225 Self Adhesive
8238-KA	125 x 90 Self Adhesive (Pack/5)
8238-LA	90 x 55 Self Adhesive (Pack/5)



SITE OFFICE

CODE	DETAILS
6316-FM	450 x 200 Metal
6316-FP	450 x 200 Poly
6316-ZA	300 x 100 Self Adhesive
6316-TA	200 x 50 Self Adhesive (Pack/5)

RECEPTION

CODE	DETAILS
6308-FM	450 x 200 Metal
6308-FP	450 x 200 Poly
6308-ZA	300 x 100 Self Adhesive
6308-TA	200 x 50 Self Adhesive (Pack/5)

ALL ENQUIRIES TO RECEPTION

CODE	DETAILS
6317-FM	450 x 200 Metal
6317-FP	450 x 200 Poly

STAFF ONLY

CODE	DETAILS
6309-FM	450 x 200 Metal
6309-FP	450 x 200 Poly
6309-ZA	300 x 100 Self Adhesive
6309-TA	200 x 50 Self Adhesive (Pack/5)

CAR PARK

CODE	DETAILS
6310-FM	450 x 200 Metal
6310-FP	450 x 200 Poly

VISITORS PARKING

CODE	DETAILS
6312-FM	450 x 200 Metal
6312-FP	450 x 200 Poly

CUSTOMER PARKING ONLY

CODE	DETAILS
6320-FM	450 x 200 Metal
6320-FP	450 x 200 Poly

PRIVATE PROPERTY

CODE	DETAILS
6314-FM	450 x 200 Metal
6314-FP	450 x 200 Poly

NO TRESPASSING PRIVATE PROPERTY

CODE	DETAILS
6423-BM	450 x 200 Metal
6423-BP	450 x 200 Poly

PRIVATE PROPERTY NO TRESPASSING

CODE	DETAILS
6365-FM	450 x 200 Metal
6365-FP	450 x 200 Poly

OFFICE

CODE	DETAILS
6315-FM	450 x 200 Metal
6315-FP	450 x 200 Poly
6315-ZA	300 x 100 Self Adhesive
6315-TA	200 x 50 Self Adhesive (Pack/5)

ALL VISITORS REPORT TO OFFICE

CODE	DETAILS
6321-BM	600 x 400 Metal
6321-BP	600 x 400 Corflute
6321-FM	450 x 200 Metal
6321-FP	450 x 200 Poly

NEW EMPLOYEES MUST REPORT TO SITE OFFICE FOR INDUCTION BEFORE STARTING WORK ON THIS SITE

CODE	DETAILS
6305-BM	600 x 400 Metal
6305-BP	600 x 400 Poly
6305-BC	600 x 400 Corflute
6305-EM	400 x 300 Metal
6305-EP	400 x 300 Poly
6305-GM	300 x 200 Metal
6305-GP	300 x 200 Poly
6305-GA	300 x 200 Self Adhesive

STAFF PARKING

CODE	DETAILS
6311-FM	450 x 200 Metal
6311-FP	450 x 200 Poly

RESERVED PARKING

CODE	DETAILS
6313-FM	450 x 200 Metal
6313-FP	450 x 200 Poly

STAFF PARKING ONLY

CODE	DETAILS
6340-FM	450 x 200 Metal
6340-EP	450 x 200 Poly

TRESPASSERS WILL BE PROSECUTED

CODE	DETAILS
6318-FM	450 x 200 Metal
6318-FP	450 x 200 Poly

NO TRESPASSING OFFENDERS WILL BE PROSECUTED

CODE	DETAILS
6424-BM	450 x 200 Metal
6424-BP	450 x 200 Poly

KEEP DOOR CLOSED AT ALL TIMES

CODE	DETAILS
6319-FM	450 x 200 Metal
6319-FP	450 x 200 Poly

KEEP DOORS CLOSED AT ALL TIMES

CODE	DETAILS
6422-BM	600 x 400 Poly
6422-BP	600 x 400 Corflute
6422-EM	400 x 300 Poly
6422-EP	300 x 200 Poly

GATE ____ (BLACK ON WHITE)

CODE	DETAILS
6450-BM	600 x 400 Metal
6450-BP	600 x 400 Poly
6450-BC	600 x 400 Corflute

GATE 1

CODE	DETAILS
6342-BP	600 x 400 Poly
6342-BC	600 x 400 Corflute

GATE 3

CODE	DETAILS
6344-BP	600 x 400 Poly
6344-BC	600 x 400 Corflute

GATE 5

CODE	DETAILS
6346-BP	600 x 400 Poly
6346-BC	600 x 400 Corflute

GATE 7

CODE	DETAILS
6348-BP	600 x 400 Poly
6348-BC	600 x 400 Corflute

GATE 9

CODE	DETAILS
6350-BP	600 x 400 Poly
6350-BC	600 x 400 Corflute

INDUCTION ROOM

CODE	DETAILS
6353-BP	600 x 400 Poly
6353-BC	600 x 400 Corflute
6353-EP	400 x 300 Poly
6353-GP	300 x 200 Poly

CONCRETE WASH OUT POINT

CODE	DETAILS
6360-BP	600 x 400 Poly
6360-BC	600 x 400 Corflute

EMPTY CYLINDERS

CODE	DETAILS
6375-EM	400 x 300 Metal
6375-EP	400 x 300 Poly

GATE NO: ____ (RED ON WHITE)

CODE	DETAILS
6334-BM	600 x 400 Metal
6334-BP	600 x 400 Poly
6334-BC	600 x 400 Corflute

PEDESTRIAN ACCESS

CODE	DETAILS
6341-BP	600 x 400 Poly
6341-BC	600 x 400 Corflute
6341-EM	400 x 300 Poly
6341-EP	300 x 200 Poly

GATE 2

CODE	DETAILS
6343-BP	600 x 400 Poly
6343-BC	600 x 400 Corflute

GATE 4

CODE	DETAILS
6345-BP	600 x 400 Poly
6345-BC	600 x 400 Corflute

GATE 6

CODE	DETAILS
6347-BP	600 x 400 Poly
6347-BC	600 x 400 Corflute

GATE 8

CODE	DETAILS
6349-BP	600 x 400 Poly
6349-BC	600 x 400 Corflute

GATE 10

CODE	DETAILS
6351-BP	600 x 400 Poly
6351-BC	600 x 400 Corflute

PARKING

CODE	DETAILS
6359-BM	600 x 400 Metal
6359-BP	600 x 400 Poly
6359-BC	600 x 400 Corflute

FULL CYLINDERS

CODE	DETAILS
6374-EM	600 x 400 Poly
6374-EP	600 x 400 Corflute

LOCK OUT STATION

CODE	DETAILS
6376-EM	400 x 300 Metal
6376-EP	400 x 300 Poly



LUNCH ROOM

LUNCH ROOM

CODE	DETAILS
6380-BM	600 x 400 Metal
6380-BP	600 x 400 Poly
6380-BC	600 x 400 Corflute
6380-EM	400 x 300 Metal
6380-EP	400 x 300 Poly
6380-FM	450 x 200 Metal
6380-FP	450 x 200 Poly
6380-ZA	300 x 100 Self Adhesive
6380-TA	200 x 50 Self Adhesive (Pack/5)

MEETING ROOM

MEETING ROOM

CODE	DETAILS
6401-BM	600 x 400 Metal
6401-BP	600 x 400 Poly
6401-BC	600 x 400 Corflute
6401-GM	300 x 200 Metal
6401-GP	300 x 200 Poly

NO HAWKERS

NO HAWKERS

CODE	DETAILS
6440-ZA	300 x 100 Self Adhesive
6440-TA	200 x 50 Self Adhesive (Pack/5)

QUALITY CONTROL

QUALITY CONTROL

CODE	DETAILS
6609-ZA	300 x 100 Self Adhesive
6609-TA	200 x 50 Self Adhesive (Pack/5)

KEEP AUSTRALIA TIDY DISPOSE OF YOUR RUBBISH IN THE BINS PROVIDED

KEEP AUSTRALIA TIDY

DISPOSE OF YOUR RUBBISH IN THE BINS PROVIDED

CODE	DETAILS
6364-EM	400 x 300 Metal
6364-EP	400 x 300 Poly

EMERGENCY PHONE NUMBERS OR RING 000

EMERGENCY PHONE NUMBERS

FIRE BRIGADE
AMBULANCE
POLICE
OR RING 000

CODE	DETAILS
6386-BP	600 x 400 Poly
6386-EP	400 x 300 Poly

RESERVED

RESERVED

CODE	DETAILS
6441-FM	450 x 200 Metal
6441-FP	450 x 200 Poly
6441-ZA	300 x 100 Self Adhesive
6441-TA	200 x 50 Self Adhesive (Pack/5)

NO ADMITTANCE

NO ADMITTANCE

CODE	DETAILS
6442-ZA	300 x 100 Self Adhesive
6442-TA	200 x 50 Self Adhesive (Pack/5)

SAFE MANUAL HANDLING OF PALLETS

SAFE MANUAL HANDLING OF PALLETS

CODE	DETAILS
6387-BP	600 x 400 Poly
6387-EP	400 x 300 Poly

HAZARDOUS SPILL EMERGENCY RESPONSE PROCEDURE

Hazardous Spill
Emergency Response Procedure

CODE	DETAILS
6388-BP	600 x 400 Poly
6388-EP	400 x 300 Poly

DO NOT OPERATE WITHOUT GUARDS

DO NOT OPERATE WITHOUT GUARDS

CODE	DETAILS
6436-ZA	300 x 100 Self Adhesive
6436-TA	200 x 50 Self Adhesive (Pack/5)

EMPLOYEES ONLY

EMPLOYEES ONLY

CODE	DETAILS
6438-FM	450 x 200 Metal
6438-FP	450 x 200 Poly

FIRE DOOR DO NOT OBSTRUCT DO NOT KEEP OPEN

FIRE DOOR DO NOT OBSTRUCT DO NOT KEEP OPEN

CODE	DETAILS
6432-ZA	300 x 140 Self Adhesive

SMOKE DOOR DO NOT OBSTRUCT DO NOT KEEP OPEN

SMOKE DOOR DO NOT OBSTRUCT DO NOT KEEP OPEN

CODE	DETAILS
6431-ZA	300 x 140 Self Adhesive

PLEASE ENTER

PLEASE ENTER

CODE	DETAILS
6405-ZA	300 x 100 Self Adhesive
6405-TA	200 x 50 Self Adhesive (Pack/5)

STOREROOM

STOREROOM

CODE	DETAILS
6430-ZA	300 x 100 Self Adhesive
6430-TA	200 x 50 Self Adhesive (Pack/5)

TENANTS CARS ONLY

TENANTS CARS ONLY

CODE	DETAILS
6413-FM	450 x 200 Metal
6413-FP	450 x 200 Poly

KEEP DOORWAY CLEAR

KEEP DOORWAY CLEAR

CODE	DETAILS
6445-FM	450 x 200 Metal
6445-FP	450 x 200 Poly

CLEANER

CLEANER

CODE	DETAILS
6435-ZA	300 x 100 Self Adhesive
6435-TA	200 x 50 Self Adhesive (Pack/5)

RING FOR SERVICE

RING FOR SERVICE

CODE	DETAILS
6429-ZA	300 x 100 Self Adhesive
6429-TA	200 x 50 Self Adhesive (Pack/5)

NO THOROUGHFARE

NO THOROUGHFARE

CODE	DETAILS
6446-FM	450 x 200 Metal
6446-FP	450 x 200 Poly

KEEP DRIVEWAY CLEAR

KEEP DRIVEWAY CLEAR

CODE	DETAILS
6390-FM	450 x 200 Metal
6390-FP	450 x 200 Poly

SLIDE

SLIDE

CODE	DETAILS
6409-ZA	300 x 100 Self Adhesive
6409-TA	200 x 50 Self Adhesive (Pack/5)

KEEP DOOR CLOSED

KEEP DOOR CLOSED

CODE	DETAILS
6410-ZA	300 x 100 Self Adhesive
6410-TA	200 x 50 Self Adhesive (Pack/5)

INWARD GOODS

INWARD GOODS

CODE	DETAILS
6391-FM	450 x 200 Metal
6391-FP	450 x 200 Poly

DELIVERIES

DELIVERIES

CODE	DETAILS
6404-ZA	300 x 100 Self Adhesive
6404-TA	200 x 50 Self Adhesive (Pack/5)

PLEASE CLOSE THE DOOR

PLEASE CLOSE THE DOOR

CODE	DETAILS
6443-ZA	300 x 100 Self Adhesive
6443-TA	200 x 50 Self Adhesive (Pack/5)

KEEP OUT

KEEP OUT

CODE	DETAILS
6437-ZA	300 x 100 Self Adhesive
6437-TA	200 x 50 Self Adhesive (Pack/5)

DESPATCH

DESPATCH

CODE	DETAILS
6389-FM	450 x 200 Metal
6389-FP	450 x 200 Poly
6389-ZA	300 x 100 Self Adhesive
6389-TA	200 x 50 Self Adhesive (Pack/5)

RECEIVING

RECEIVING

CODE	DETAILS
6417-FM	450 x 200 Metal
6417-FP	450 x 200 Poly
6417-ZA	300 x 100 Self Adhesive
6417-TA	200 x 50 Self Adhesive (Pack/5)

EMPLOYEES ONLY

EMPLOYEES ONLY

CODE	DETAILS
6415-ZA	300 x 100 Self Adhesive
6415-TA	200 x 50 Self Adhesive (Pack/5)

MANAGER

MANAGER

CODE	DETAILS
6439-ZA	300 x 100 Self Adhesive
6439-TA	200 x 50 Self Adhesive (Pack/5)

RECEIVING AND DESPATCH

RECEIVING AND DESPATCH

CODE	DETAILS
6425-BP	600 x 400 Metal
6425-BM	600 x 400 Poly

OFFICE (LEFT ARROW)

OFFICE

CODE	DETAILS
6392-FM	450 x 200 Metal
6392-FP	450 x 200 Poly

OFFICE (RIGHT ARROW)

OFFICE

CODE	DETAILS
6393-FM	450 x 200 Metal
6393-FP	450 x 200 Poly

ARROW

ARROW

CODE	DETAILS
6394-FC	450 x 200 Corflute
6394-FM	450 x 200 Metal
6394-FP	450 x 200 Poly



SITE ACCESS

CODE	DETAILS
6395-BM	600 x 400 Metal
6395-BP	600 x 400 Poly
6395-BC	600 x 400 Corflute

ACCESS THIS WAY (LEFT ARROW)

CODE	DETAILS
6419-BM	600 x 400 Metal
6419-BP	600 x 400 Poly
6419-BC	600 x 400 Corflute

ACCESS THIS WAY (RIGHT ARROW)

CODE	DETAILS
6420-BM	600 x 400 Metal
6420-BP	600 x 400 Poly
6420-BC	600 x 400 Corflute

NO ACCESS

CODE	DETAILS
6411-BM	600 x 400 Metal
6411-BP	600 x 400 Poly
6411-BC	600 x 400 Corflute
6411-EM	400 x 300 Metal
6411-EP	400 x 300 Poly

AUTHORISED PERSONNEL ONLY (RED ON WHITE)

CODE	DETAILS
6421-BM	600 x 400 Metal
6421-BP	600 x 450 Poly
6421-BC	600 x 400 Corflute
6421-EM	400 x 300 Metal
6421-EP	400 x 300 Poly
6421-GM	300 x 200 Metal
6421-GP	300 x 200 Poly
6421-ACA	140 x 120 Self Adhesive (Pack/4)

THIS SITE USES UHF CHANNEL

CODE	DETAILS
6396-BM	600 x 400 Metal
6396-BP	600 x 400 Poly
6396-BC	600 x 400 Corflute

CALL UHF (BLACK ON WHITE)

CODE	DETAILS
6337-BP	600 x 400 Metal
6337-BC	600 x 400 Poly
6337-GP	600 x 400 Corflute

PEDESTRIANS WATCH YOUR STEP

CODE	DETAILS
6397-BM	600 x 400 Metal
6397-BP	600 x 400 Poly
6397-BC	600 x 400 Corflute

PEDESTRIANS (ARROW RIGHT)

CODE	DETAILS
6398-BM	600 x 400 Metal
6398-BP	600 x 400 Poly
6398-BC	600 x 400 Corflute

PEDESTRIANS (ARROW LEFT)

CODE	DETAILS
6400-BM	600 x 400 Metal
6400-BP	600 x 400 Poly
6400-BC	600 x 400 Corflute

PEDESTRIANS USE OTHER FOOTPATH

CODE	DETAILS
6402-BM	600 x 400 Metal
6402-BP	600 x 400 Poly
6402-BC	600 x 400 Corflute

SITE VEHICLE REQUIREMENTS (FLASHING LIGHTS, REVERSE ALARM, 1ST AID, FIRE EXTINGUISHER)

CODE	DETAILS
8246-BM	600 x 400 Metal
8246-BP	600 x 400 Poly
8246-BC	600 x 400 Corflute

SITE COLOUR CODE FOR PORTABLE ELECTRICAL EQUIPMENT

CODE	DETAILS
6451-BM	600 x 400 Metal
6451-BP	600 x 400 Poly
6451-BC	600 x 400 Corflute

EMERGENCY INFORMATION FOR CONTRACTORS

EMERGENCY INFORMATION FOR CONTRACTORS

Hospital: _____

Doctor: _____

Ambulance: _____

Fire Brigade: _____

Safety Officer: _____

CODE	DETAILS
6414-BM	600 x 400 Metal
6414-BP	600 x 400 Poly
6414-BC	600 x 400 Corflute

BUILDING SITE CONTACT INFORMATION

BUILDING SITE CONTACT INFORMATION

Address: _____

City: _____

State: _____

Postcode: _____

Phone: _____

Fax: _____

Mobile: _____

Website: _____

CONSTRUCTION SITE

AUTHORISED PERSONNEL ONLY

CODE	DETAILS
6452-AP	800 x 600 Poly
6452-AC	800 x 600 Corflute
6452-BM	600 x 400 Metal
6452-BP	600 x 400 Poly
6452-BC	600 x 400 Corflute

LIGHT DUTY SCAFFOLD SAFE WORKING LOAD 225KGS

LIGHT DUTY SCAFFOLD

SAFE WORKING LOAD 225KGS

CODE	DETAILS
6447-BP	600 x 400 Poly
6447-BC	600 x 400 Corflute
6447-EP	400 x 300 Poly
6447-GP	300 x 200 Poly

MEDIUM DUTY SCAFFOLD SAFE WORKING LOAD 450KGS

MEDIUM DUTY SCAFFOLD

SAFE WORKING LOAD 450KGS

CODE	DETAILS
6448-BP	600 x 400 Poly
6448-BC	600 x 400m Corflute
6448-EM	400 x 300 Poly
6448-GP	300 x 200 Poly

HEAVY DUTY SCAFFOLD SAFE WORKING LOAD 650KGS

HEAVY DUTY SCAFFOLD

SAFE WORKING LOAD 650KGS

CODE	DETAILS
6449-BP	600 x 400 Poly
6449-BC	600 x 400m Corflute
6449-EP	400 x 300 Poly
6449-GP	300 x 200 Poly

ISOLATION SWITCH

CODE	DETAILS
6426-ACA	140 x 120 Self Adhesive (Pack/4)

PALLET RACKING SAFE WORKING LOADS

CODE	DETAILS
6403-BP	600 x 400 Metal
6403-EP	600 x 400 Poly
6403-GP	600 x 400 Corflute

PETROL

CODE	DETAILS
6406-ZA	300 x 100 Self Adhesive
6406-TA	200 x 50 Self Adhesive (Pack/5)

UNLEADED

CODE	DETAILS
6427-ZA	300 x 100 Self Adhesive
6427-TA	200 x 50 Self Adhesive (Pack/5)

2 STROKE

CODE	DETAILS
6433-ZA	300 x 100 Self Adhesive
6433-TA	200 x 50 Self Adhesive (Pack/5)

KEROSENE

CODE	DETAILS
6444-ZA	300 x 100 Self Adhesive
6444-TA	200 x 50 Self Adhesive (Pack/5)

DIESEL FUEL

CODE	DETAILS
6407-ZA	300 x 100 Self Adhesive
6407-TA	200 x 50 Self Adhesive (Pack/5)

THINNERS

CODE	DETAILS
6428-ZA	300 x 100 Self Adhesive
6428-TA	200 x 50 Self Adhesive (Pack/5)

ACETONE

CODE	DETAILS
6434-ZA	300 x 100 Self Adhesive
6434-TA	200 x 50 Self Adhesive (Pack/5)

SWITCHBOARD

CODE	DETAILS
6408-ZA	300 x 100 Self Adhesive
6408-TA	200 x 50 Self Adhesive (Pack/5)



KEEP CLEAN PLEASE WIPE YOUR FEET BEFORE ENTERING

KEEP CLEAN

PLEASE WIPE YOUR FEET BEFORE ENTERING

CODE	DETAILS
6381-BM	600 x 400 Metal
6381-BP	600 x 400 Poly
6381-BC	600 x 400 Corflute
6381-EM	400 x 300 Metal
6381-EP	400 x 300 Poly
6381-GM	300 x 200 Metal
6381-GP	300 x 200 Poly
6381-GA	300 x 200 Self Adhesive

KEEP CLEAN PLACE RUBBISH HERE (ARROW DOWN)

KEEP CLEAN

PLACE RUBBISH HERE

CODE	DETAILS
6383-BM	600 x 400 Metal
6383-BP	600 x 400 Poly
6383-BC	600 x 400 Corflute
6383-EM	400 x 300 Metal
6383-EP	400 x 300 Poly
6383-GM	300 x 200 Metal
6383-GP	300 x 200 Poly
6383-GA	300 x 200 Self Adhesive

KEEP CLEAN PLEASE WASH YOUR OWN DISHES

KEEP CLEAN

PLEASE WASH YOUR OWN DISHES

CODE	DETAILS
6453-BM	600 x 400 Metal
6453-BP	600 x 400 Poly
6453-BC	600 x 400 Corflute
6453-EM	400 x 300 Metal
6453-EP	400 x 300 Poly
6453-GM	300 x 200 Metal
6453-GP	300 x 200 Poly
6453-GA	300 x 200 Self Adhesive

KEEP CLEAN PUT RUBBISH IN BINS PROVIDED

KEEP CLEAN

PUT RUBBISH IN BINS PROVIDED

CODE	DETAILS
6455-BM	600 x 400 Metal
6455-BP	600 x 400 Poly
6455-BC	600 x 400 Corflute
6455-EM	400 x 300 Metal
6455-EP	400 x 300 Poly
6455-GM	300 x 200 Metal
6455-GP	300 x 200 Poly
6455-GA	300 x 200 Self Adhesive

KEEP CLEAN NO EATING OR DRINKING IN THIS AREA

KEEP CLEAN

NO EATING OR DRINKING IN THIS AREA

CODE	DETAILS
6457-BM	600 x 400 Metal
6457-BP	600 x 400 Poly
6457-BC	600 x 400 Corflute
6457-EM	400 x 300 Metal
6457-EP	400 x 300 Poly
6457-GM	300 x 200 Metal
6457-GP	300 x 200 Poly
6457-GA	300 x 200 Self Adhesive

RECYCLE PLASTIC ONLY

RECYCLE

PLASTIC ONLY

CODE	DETAILS
6459-BM	600 x 400 Metal
6459-BP	600 x 400 Poly
6459-BC	600 x 400 Corflute
6459-EM	400 x 300 Metal
6459-EP	400 x 300 Poly
6459-GM	300 x 200 Metal
6459-GP	300 x 200 Poly
6459-GA	300 x 200 Self Adhesive

KEEP CLEAN HELP KEEP THIS AREA CLEAN AND TIDY

KEEP CLEAN

HELP KEEP THIS AREA CLEAN AND TIDY

CODE	DETAILS
6382-BM	600 x 400 Metal
6382-BP	600 x 400 Poly
6382-BC	600 x 400 Corflute
6382-EM	400 x 300 Metal
6382-EP	400 x 300 Poly
6382-GM	300 x 200 Metal
6382-GP	300 x 200 Poly
6382-GA	300 x 200 Self Adhesive

KEEP CLEAN WASH YOUR HANDS BEFORE RETURNING TO WORK

KEEP CLEAN

WASH YOUR HANDS BEFORE RETURNING TO WORK

CODE	DETAILS
6384-BM	600 x 400 Metal
6384-BP	600 x 400 Poly
6384-BC	600 x 400 Corflute
6384-EM	400 x 300 Metal
6384-EP	400 x 300 Poly
6384-GM	300 x 200 Metal
6384-GP	300 x 200 Poly
6384-GA	300 x 200 Self Adhesive

KEEP CLEAN PLEASE LEAVE THIS LUNCH AREA CLEAN

KEEP CLEAN

PLEASE KEEP THIS LUNCH AREA CLEAN

CODE	DETAILS
6454-BM	600 x 400 Metal
6454-BP	600 x 400 Poly
6454-BC	600 x 400 Corflute
6454-EM	400 x 300 Metal
6454-EP	400 x 300 Poly
6454-GM	300 x 200 Metal
6454-GP	300 x 200 Poly
6454-GA	300 x 200 Self Adhesive

KEEP CLEAN DISPOSE OF CIGARETTE BUTTS THOUGHTFULLY

KEEP CLEAN

DISPOSE OF CIGARETTE BUTTS THOUGHTFULLY

CODE	DETAILS
6456-BM	600 x 400 Metal
6456-BP	600 x 400 Poly
6456-BC	600 x 400 Corflute
6456-EM	400 x 300 Metal
6456-EP	400 x 300 Poly
6456-GM	300 x 200 Metal
6456-GP	300 x 200 Poly
6456-GA	300 x 200 Self Adhesive

RECYCLE GLASS ONLY

RECYCLE

GLASS ONLY

CODE	DETAILS
6458-BM	600 x 400 Metal
6458-BP	600 x 400 Poly
6458-BC	600 x 400 Corflute
6458-EM	400 x 300 Metal
6458-EP	400 x 300 Poly
6458-GM	300 x 200 Metal
6458-GP	300 x 200 Poly
6458-GA	300 x 200 Self Adhesive

RECYCLE PAPER ONLY

RECYCLE

PAPER ONLY

CODE	DETAILS
6385-BM	600 x 400 Metal
6385-BP	600 x 400 Poly
6385-BC	600 x 400 Corflute
6385-EM	400 x 300 Metal
6385-EP	400 x 300 Poly
6385-GM	300 x 200 Metal
6385-GP	300 x 200 Poly
6385-GA	300 x 200 Self Adhesive



RECYCLE ALUMINIUM CANS ONLY

RECYCLE

ALUMINIUM CANS ONLY

CODE	DETAILS
6460-BM	600 x 400 Metal
6460-BP	600 x 400 Poly
6460-BC	600 x 400 Corflute
6460-EM	400 x 300 Metal
6460-EP	400 x 300 Poly
6460-GM	300 x 200 Metal
6460-GP	300 x 200 Poly
6460-GA	300 x 200 Self Adhesive

GENERAL WASTE

GENERAL WASTE

CODE	DETAILS
6462-BM	600 x 400 Metal
6462-BP	600 x 400 Poly
6462-BC	600 x 400 Corflute
6462-EM	400 x 300 Metal
6462-EP	400 x 300 Poly
6462-GM	300 x 200 Metal
6462-GP	300 x 200 Poly
6462-GA	300 x 200 Self Adhesive

MIXED PAPER

MIXED PAPER

CODE	DETAILS
6464-BM	600 x 400 Metal
6464-BP	600 x 400 Poly
6464-BC	600 x 400 Corflute
6464-EM	400 x 300 Metal
6464-EP	400 x 300 Poly
6464-GM	300 x 200 Metal
6464-GP	300 x 200 Poly
6464-GA	300 x 200 Self Adhesive

RECYCLING (BOTTLES & CANS)

RECYCLING

CODE	DETAILS
6466-BM	600 x 400 Metal
6466-BP	600 x 400 Poly
6466-BC	600 x 400 Corflute
6466-EM	400 x 300 Metal
6466-EP	400 x 300 Poly
6466-GM	300 x 200 Metal
6466-GP	300 x 200 Poly
6466-GA	300 x 200 Self Adhesive

QUALITY STARTS WITH YOU

QUALITY

STARTS WITH YOU

CODE	DETAILS
6601-BM	600 x 400 Metal
6601-BP	600 x 400 Poly
6601-EM	400 x 300 Metal
6601-EP	400 x 300 Poly

QUALITY IS CUSTOMER SATISFACTION

QUALITY

IS CUSTOMER SATISFACTION

CODE	DETAILS
6603-BM	600 x 400 Metal
6603-BP	600 x 400 Poly
6603-EM	400 x 300 Metal
6603-EP	400 x 300 Poly

FOOD ORGANICS

FOOD ORGANICS

CODE	DETAILS
6461-BM	600 x 400 Metal
6461-BP	600 x 400 Poly
6461-BC	600 x 400 Corflute
6461-EM	400 x 300 Metal
6461-EP	400 x 300 Poly
6461-GM	300 x 200 Metal
6461-GP	300 x 200 Poly
6461-GA	300 x 200 Self Adhesive

HIGH QUALITY PAPER

HIGH QUALITY PAPER

CODE	DETAILS
6463-BM	600 x 400 Metal
6463-BP	600 x 400 Poly
6463-BC	600 x 400 Corflute
6463-EM	400 x 300 Metal
6463-EP	400 x 300 Poly
6463-GM	300 x 200 Metal
6463-GP	300 x 200 Poly
6463-GA	300 x 200 Self Adhesive

PAPER & CARDBOARD

PAPER & CARDBOARD

CODE	DETAILS
6465-BM	600 x 400 Metal
6465-BP	600 x 400 Poly
6465-BC	600 x 400 Corflute
6465-EM	400 x 300 Metal
6465-EP	400 x 300 Poly
6465-GM	300 x 200 Metal
6465-GP	300 x 200 Poly
6465-GA	300 x 200 Self Adhesive

RECYCLING

RECYCLING

CODE	DETAILS
6467-BM	600 x 400 Metal
6467-BP	600 x 400 Poly
6467-BC	600 x 400 Corflute
6467-EM	400 x 300 Metal
6467-EP	400 x 300 Poly
6467-GM	300 x 200 Metal
6467-GP	300 x 200 Poly
6467-GA	300 x 200 Self Adhesive

QUALITY MAKE IT RIGHT THE FIRST TIME

QUALITY

MAKE IT RIGHT THE FIRST TIME

CODE	DETAILS
6602-BM	600 x 400 Metal
6602-BP	600 x 400 Poly
6602-EM	400 x 300 Metal
6602-EP	400 x 300 Poly

QUALITY MEANS CARE FOR DETAIL

QUALITY

MEANS CARE FOR DETAIL

CODE	DETAILS
6604-BM	600 x 400 Metal
6604-BP	600 x 400 Poly
6604-EM	400 x 300 Metal
6604-EP	400 x 300 Poly



QUALITY IS YOUR RESPONSIBILITY

CODE	DETAILS
6607-BM	600 x 400 Metal
6607-BP	600 x 400 Poly
6607-EM	400 x 300 Metal
6607-EP	400 x 300 Poly

QUALITY CHECK YOUR WORK

CODE	DETAILS
6608-BM	600 x 400 Metal
6608-BP	600 x 400 Poly
6608-EM	400 x 300 Metal
6608-EP	400 x 300 Poly

QUALITY TAKE PRIDE IN YOUR WORK

CODE	DETAILS
6605-BM	600 x 400 Metal
6605-BP	600 x 400 Poly
6605-EM	400 x 300 Metal
6605-EP	400 x 300 Poly

QUALITY DON'T CUT CORNERS

CODE	DETAILS
6606-BM	600 x 400 Metal
6606-BP	600 x 400 Poly
6606-EM	400 x 300 Metal
6606-EP	400 x 300 Poly

PREVENT INJURY STRAIGHTEN YOUR BACK WHEN LIFTING

CODE	DETAILS
6366-BM	600 x 400 Metal
6366-BP	600 x 400 Poly

PREVENT INJURY BEND KNEES, KEEP BACK STRAIGHT

CODE	DETAILS
6367-BM	600 x 400 Metal
6367-BP	600 x 400 Poly

PREVENT INJURY MOVE YOUR FEET DON'T TWIST

CODE	DETAILS
6368-BM	600 x 400 Metal
6368-BP	600 x 400 Poly

PREVENT INJURY DO NOT CLIMB ON EQUIPMENT OR RACKS

CODE	DETAILS
6369-BM	600 x 400 Metal
6369-BP	600 x 400 Poly

PREVENT INJURY USE MACHINES IF HEAVY

CODE	DETAILS
6370-BM	600 x 400mm Metal
6370-BP	600 x 400mm Poly

PREVENT INJURY NEVER JUMP FROM HEIGHTS

CODE	DETAILS
6371-BM	600 x 400mm Metal
6371-BP	600 x 400mm Poly

FOOTPRINTS

CODE	DETAILS
ST1201	600 x 400 Poly Stencil

DISABLED (SYMBOL)

CODE	DETAILS
ST1202	600 x 400 Poly Stencil

DISABLED (PICTO)

CODE	DETAILS
ST1216	1000 x 1000 Poly Stencil

SAFETY SHOES REQUIRED (WITH PICTO)

CODE	DETAILS
ST1204	600 x 400 Poly Stencil

WATCH OUT FOR FORKLIFTS (WITH PICTO)

CODE	DETAILS
ST1205	600 x 400 Poly Stencil

SHOE PRINTS

CODE	DETAILS
ST1203	600 x 400 Poly Stencil

WATCH YOUR STEP (WITH PICTO)

CODE	DETAILS
ST1207	600 x 400 Poly Stencil

SAFETY VEST MUST BE WORN

CODE	DETAILS
ST1210	600 x 400 Poly Stencil

HARD HAT AREA (WITH PICTO)

CODE	DETAILS
ST1206	600 x 400 Poly Stencil

STOP

CODE	DETAILS
ST1208	600 x 400 Poly Stencil

FIRST AID (WITH CROSS PICTO & ARROW UP)

CODE	DETAILS
ST1209	600 x 400 Poly Stencil

KEEP CLEAR

CODE	DETAILS
ST1211	600 x 400 Poly Stencil



SOUND YOUR HORN NOW (WITH PICTO)

CODE	DETAILS
ST1213	600 x 400 Poly Stencil

ARROW (PICTO)

CODE	DETAILS
ST1214	600 x 400 Poly Stencil

NO ACCESS

CODE	DETAILS
ST1215	600 x 400 Poly Stencil

SAFETY VEST (PICTO)

CODE	DETAILS
ST1212	600 x 400 Poly Stencil

WE DO CUSTOM STENCILS

**CONTACT US TODAY
1800 77 22 91**

ALPHABET A-Z

CODE	DETAILS
STA210	100mm Poly Stencil Pack
STA215	150mm Poly Stencil Pack
STA220	200mm Poly Stencil Pack

NUMBERS 0-9

CODE	DETAILS
ST0910	100mm Poly Stencil Pack
ST0915	150mm Poly Stencil Pack
ST0920	200mm Poly Stencil Pack

AUTHORISED PERSONNEL ONLY

CODE	DETAILS
FG1100	400mm Round, Self Adhesive, Anti-Slip

FORKLIFT SPEED LIMIT 5

CODE	DETAILS
FG1101	400mm Round, Self Adhesive, Anti-Slip

FORKLIFT LANE NO PEDESTRIANS

CODE	DETAILS
FG1102	400mm Round, Self Adhesive, Anti-Slip

NO FORKLIFTS BEYOND THIS POINT

CODE	DETAILS
FG1103	400mm Round, Self Adhesive, Anti-Slip

FORKLIFTS PROHIBITED

CODE	DETAILS
FG1104	400mm Round, Self Adhesive, Anti-Slip

NO MOBILE PHONES IN THIS AREA

CODE	DETAILS
FG1105	400mm Round, Self Adhesive, Anti-Slip

NO NAKED FLAMES IN THIS AREA

CODE	DETAILS
FG1106	400mm Round, Self Adhesive, Anti-Slip

EAR PROTECTION AREA

CODE	DETAILS
FG1107	400mm Round, Self Adhesive, Anti-Slip

SAFETY FOOTWEAR REQUIRED

CODE	DETAILS
FG1108	400mm Round, Self Adhesive, Anti-Slip

SOUND HORN NOW

CODE	DETAILS
FG1109	400mm Round, Self Adhesive, Anti-Slip

PLEASE KEEP AISLES CLEAR

CODE	DETAILS
FG1110	400mm Round, Self Adhesive, Anti-Slip

FORKLIFT LANE PLEASE KEEP CLEAR

CODE	DETAILS
FG1111	400mm Round, Self Adhesive, Anti-Slip

PEDESTRIAN TRAFFIC ONLY

CODE	DETAILS
FG1112	400mm Round, Self Adhesive, Anti-Slip

WATCH OUT FOR FORKLIFTS

CODE	DETAILS
FG1113	400mm Round, Self Adhesive, Anti-Slip

WARNING FORKLIFT AREA

CODE	DETAILS
FG1114	400mm Round, Self Adhesive, Anti-Slip



<p>SLIPPERY WHEN WET</p> <p>CODE DETAILS</p> <p>FG1115 400mm Round, Self Adhesive, Anti-Slip</p>	<p>KEEP CLEAR</p> <p>CODE DETAILS</p> <p>FG1116 400mm Round, Self Adhesive, Anti-Slip</p>	<p>DO NOT ENTER</p> <p>CODE DETAILS</p> <p>FG1117 400mm Round, Self Adhesive, Anti-Slip</p>
<p>WARNING WALKIE STACKER AREA</p> <p>CODE DETAILS</p> <p>FG1123 400mm Round, Self Adhesive, Anti-Slip</p>	<p>CAUTION KEEP CLEAR</p> <p>CODE DETAILS</p> <p>FG1118 450 x 180mm, Self Adhesive, Anti-Slip</p>	<p>CAUTION SLIPPERY FLOOR</p> <p>CODE DETAILS</p> <p>FG1119 450 x 180mm, Self Adhesive, Anti-Slip</p>
<p>CAUTION STEP DOWN</p> <p>CODE DETAILS</p> <p>FG1120 450 x 180mm, Self Adhesive, Anti-Slip</p>	<p>CAUTION STEP UP</p> <p>CODE DETAILS</p> <p>FG1121 450 x 180mm, Self Adhesive, Anti-Slip</p>	<p>CAUTION WATCH YOUR STEP</p> <p>CODE DETAILS</p> <p>FG1121 450 x 180mm, Self Adhesive, Anti-Slip</p>
<p>DANGER</p> <p>CODE DETAILS</p> <p>FG1125 450 x 180mm, Self Adhesive, Anti-Slip</p>	<p>NO ENTRY AUTHORISED PERSONS ONLY</p> <p>CODE DETAILS</p> <p>FG1126 450 x 180mm, Self Adhesive, Anti-Slip</p>	<p>NO ENTRY</p> <p>CODE DETAILS</p> <p>FG1127 450 x 180mm, Self Adhesive, Anti-Slip</p>

<p>RESTRICTED AREA DO NOT ENTER AUTHORISED PERSONNEL ONLY</p> <p>CODE DETAILS</p> <p>6901-BM 600 x 400 Metal</p> <p>6901-BP 600 x 400 Poly</p> <p>6901-EM 400 x 300 Metal</p> <p>6901-EP 400 x 300 Poly</p> <p>6901-GM 300 x 200 Metal</p> <p>6901-GP 300 x 200 Poly</p>	<p>RESTRICTED AREA AUTHORISED PERSONNEL ONLY</p> <p>CODE DETAILS</p> <p>6902-BM 600 x 400 Metal</p> <p>6902-BP 600 x 400 Poly</p> <p>6902-EM 400 x 300 Metal</p> <p>6902-EP 400 x 300 Poly</p> <p>6902-GM 300 x 200 Metal</p> <p>6902-GP 300 x 200 Poly</p>
<p>RESTRICTED AREA AUTHORISED EMPLOYEES ONLY</p> <p>CODE DETAILS</p> <p>6903-BM 600 x 400 Metal</p> <p>6903-BP 600 x 400 Poly</p> <p>6903-EM 400 x 300 Metal</p> <p>6903-EP 400 x 300 Poly</p> <p>6903-GM 300 x 200 Metal</p> <p>6903-GP 300 x 200 Poly</p>	<p>RESTRICTED AREA ALL VISITORS MUST REPORT TO RECEPTION</p> <p>CODE DETAILS</p> <p>6904-BM 600 x 400 Metal</p> <p>6904-BP 600 x 400 Poly</p> <p>6904-EM 400 x 300 Metal</p> <p>6904-EP 400 x 300 Poly</p> <p>6904-GM 300 x 200 Metal</p> <p>6904-GP 300 x 200 Poly</p>
<p>RESTRICTED AREA NO TRESPASSING</p> <p>CODE DETAILS</p> <p>6905-BM 600 x 400 Metal</p> <p>6905-BP 600 x 400 Poly</p> <p>6905-EM 400 x 300 Metal</p> <p>6905-EP 400 x 300 Poly</p> <p>6905-GM 300 x 200 Metal</p> <p>6905-GP 300 x 200 Poly</p>	<p>RESTRICTED AREA NO THOROUGHFARE</p> <p>CODE DETAILS</p> <p>6906-BM 600 x 400 Metal</p> <p>6906-BP 600 x 400 Poly</p> <p>6906-EM 400 x 300 Metal</p> <p>6906-EP 400 x 300 Poly</p> <p>6906-GM 300 x 200 Metal</p> <p>6906-GP 300 x 200 Poly</p>
<p>RESTRICTED AREA KEEP OUT</p> <p>CODE DETAILS</p> <p>6907-BM 600 x 400 Metal</p> <p>6907-BP 600 x 400 Poly</p> <p>6907-EM 400 x 300 Metal</p> <p>6907-EP 400 x 300 Poly</p> <p>6907-GM 300 x 200 Metal</p> <p>6907-GP 300 x 200 Poly</p>	<p>RESTRICTED AREA NO ADMITTANCE WITHOUT AUTHORISATION</p> <p>CODE DETAILS</p> <p>6908-BM 600 x 400 Metal</p> <p>6908-BP 600 x 400 Poly</p> <p>6908-EM 400 x 300 Metal</p> <p>6908-EP 400 x 300 Poly</p> <p>6908-GM 300 x 200 Metal</p> <p>6908-GP 300 x 200 Poly</p>
<p>RESTRICTED AREA NO ENTRY WITHOUT PERMISSION FROM AREA...</p> <p>CODE DETAILS</p> <p>6909-BM 600 x 400 Metal</p> <p>6909-BP 600 x 400 Poly</p> <p>6909-EM 400 x 300 Metal</p> <p>6909-EP 400 x 300 Poly</p> <p>6909-GM 300 x 200 Metal</p> <p>6909-GP 300 x 200 Poly</p>	<p>RESTRICTED AREA DO NOT ENTER</p> <p>CODE DETAILS</p> <p>6910-BM 600 x 400 Metal</p> <p>6910-BP 600 x 400 Poly</p> <p>6910-EM 400 x 300 Metal</p> <p>6910-EP 400 x 300 Poly</p> <p>6910-GM 300 x 200 Metal</p> <p>6910-GP 300 x 200 Poly</p>
<p>RESTRICTED AREA ENTRANCE FOR EMPLOYEES</p> <p>CODE DETAILS</p> <p>6911-BM 600 x 400 Metal</p> <p>6911-BP 600 x 400 Poly</p> <p>6911-EM 400 x 300 Metal</p> <p>6911-EP 400 x 300 Poly</p> <p>6911-GM 300 x 200 Metal</p> <p>6911-GP 300 x 200 Poly</p>	<p>RESTRICTED AREA THIS DOOR IS ALARMED</p> <p>CODE DETAILS</p> <p>6912-BM 600 x 400 Metal</p> <p>6912-BP 600 x 400 Poly</p> <p>6912-EM 400 x 300 Metal</p> <p>6912-EP 400 x 300 Poly</p> <p>6912-GM 300 x 200 Metal</p> <p>6912-GP 300 x 200 Poly</p>

WE CAN MAKE CUSTOM FLOOR GRAPHICS

ADD YOUR COMPANY LOGO OR SITE SPECIFIC INSTRUCTIONS

CONTACT OUR TEAM TODAY 1800 77 22 91



BIOSECURITY

CODE	DETAILS
6810-FM	450 x 200 Metal
6810-FP	450 x 200 Poly

BIOSECURITY AREA NO ENTRY OR REMOVAL OF GOODS

CODE	DETAILS
6801-BM	600 x 400 Metal
6801-BP	600 x 400 Poly
6801-GM	300 x 200 Metal
6801-GP	300 x 200 Poly

BIOSECURITY FUMIGATION AREA NO ENTRY OR REMOVAL OF GOODS

CODE	DETAILS
6802-BM	600 x 400 Metal
6802-BP	600 x 400 Poly
6802-GM	300 x 200 Metal
6802-GP	300 x 200 Poly

BIOSECURITY WASTE NO ENTRY OR REMOVAL OF GOODS

CODE	DETAILS
6803-BM	600 x 400 Metal
6803-BP	600 x 400 Poly
6803-GM	300 x 200 Metal
6803-GP	300 x 200 Poly

BIOSECURITY INSPECTION AREA NO ENTRY OR REMOVAL OF GOODS

CODE	DETAILS
6804-BM	600 x 400 Metal
6804-BP	600 x 400 Poly
6804-GM	300 x 200 Metal
6804-GP	300 x 200 Poly

BIOSECURITY DUNNAGE NO ENTRY OR REMOVAL OF GOODS

CODE	DETAILS
6805-BM	600 x 400 Metal
6805-BP	600 x 400 Poly
6805-GM	300 x 200 Metal
6805-GP	300 x 200 Poly

BIOSECURITY WASH BAY NO ENTRY OR REMOVAL OF GOODS

CODE	DETAILS
6806-BM	600 x 400 Metal
6806-BP	600 x 400 Poly
6806-GM	300 x 200 Metal
6806-GP	300 x 200 Poly

BIOSECURITY RUN IN PROGRESS NO ENTRY OR REMOVAL OF GOODS

CODE	DETAILS
6807-BM	600 x 400 Metal
6807-BP	600 x 400 Poly
6807-GM	300 x 200 Metal
6807-GP	300 x 200 Poly

BIOSECURITY TREATMENT AREA NO ENTRY OR REMOVAL OF GOODS

CODE	DETAILS
6808-BM	600 x 400 Metal
6808-BP	600 x 400 Poly
6808-GM	300 x 200 Metal
6808-GP	300 x 200 Poly

BIOSECURITY HOLDING AREA NO ENTRY OR REMOVAL OF GOODS

CODE	DETAILS
6809-BM	600 x 400 Metal
6809-BP	600 x 400 Poly
6809-GM	300 x 200 Metal
6809-GP	300 x 200 Poly

FARM BIOSECURITY SIGN (NON COMPLIANT IN NSW)

CODE	DETAILS
6811-AM	800 x 600 Metal
6811-AP	800 x 600 Poly
6811-BM	600 x 400 Metal
6811-BP	600 x 400 Poly
6811-GM	300 x 200 Metal
6811-GP	300 x 200 Poly

FARM BIOSECURITY SIGN (COMPLIANT IN NSW)

CODE	DETAILS
6812-AM	800 x 600 Metal
6812-AP	800 x 600 Poly
6812-BM	600 x 400 Metal
6812-BP	600 x 400 Poly
6812-GM	300 x 200 Metal
6812-GP	300 x 200 Poly



Biosecurity is of utmost importance on farms and properties in Australia to prevent the spread of diseases, pests, and contaminants.

Signage plays a crucial role in promoting biosecurity measures and raising awareness among workers, visitors, and stakeholders. Clear and informative signage helps communicate biosecurity protocols, such as handwashing, footwear hygiene, and restricted access areas.

By prominently displaying biosecurity signage, farms and properties can educate and remind individuals about the necessary precautions to minimize the risk of introducing or spreading harmful agents.

Effective signage acts as a visual guide, contributing to the overall biosecurity strategy and safeguarding the health and productivity of agricultural environments.



SAFETY FOOTWEAR
MUST BE WORN
IN THIS AREA



SAFETY FOOTWEAR
MUST BE WORN
IN THIS AREA

OVERSIZE SIGN (ALUMINIUM)

CODE	DETAILS
NA1001	1200 x 450 Class 2 Reflective Aluminium



OVERSIZE SIGN (ADHESIVE)

CODE	DETAILS
NA1004	1200 x 450 Class 2 Reflective Adhesive



OVERSIZE SIGN (ALUMINIUM)

CODE	DETAILS
NA1005	1200 x 450 Hinged Class 2 Reflective Aluminium



OVERSIZE SIGN (ALUMINIUM)

CODE	DETAILS
NA1007	600 x 450 Two Piece Hinged Class 2 Reflective Aluminium



OVERSIZE SIGN (ALUMINIUM)

CODE	DETAILS
NA1008	600 x 450 Two Piece Class 2 Reflective Aluminium



OVERSIZE SIGN (ADHESIVE)

CODE	DETAILS
NA1009	600 x 450 Two Piece Class 2 Reflective Adhesive



OVERSIZE LOAD AHEAD

CODE	DETAILS
NA1002	1200 x 600 Aluminium, Class 2 Reflective - Double Sided



OVERSIZE SIGN

CODE	DETAILS
NA1003	1450 Class 2 Reflective Vinyl Banner



LONG VEHICLE (ALUMINIUM)

CODE	DETAILS
NA1010	1020 x 250 Class 2 Reflective Aluminium



LONG VEHICLE (ADHESIVE)

CODE	DETAILS
NA1013	1020 x 250 Class 2 Reflective Adhesive



LONG VEHICLE (ALUMINIUM)

CODE	DETAILS
NA1017	600 x 300 Two Piece Class 2 Reflective Aluminium
NA1015	510 x 250 Two Piece Class 2 Reflective Aluminium



LONG VEHICLE (ADHESIVE)

CODE	DETAILS
NA1016	510 x 250 Two Piece Class 2 Reflective Adhesive



LONG VEHICLE (ALUMINIUM)

CODE	DETAILS
NA1101	600 x 300 2 piece Hinged Class 2 Reflective Aluminium
NA1015	510 x 250 2 piece Hinged Class 2 Reflective Aluminium



LONG VEHICLE (ALUMINIUM)

CODE	DETAILS
NA1102	1200 x 300 Hinged Class 2 Reflective Aluminium
NA1103	1020 x 250 Hinged Class 2 Reflective Aluminium



ROAD TRAIN (ALUMINIUM)

CODE	DETAILS
NA1022-SML	1020 x 250 Class 2 Reflective Aluminium



ROAD TRAIN (ADHESIVE)

CODE	DETAILS
NA1023-SML	1020 x 250 Class 2 Reflective Adhesive



ROAD TRAIN (ALUMINIUM)

CODE	DETAILS
NA1019	510 x 250 2 Piece Class 2 Reflective Aluminium



ROAD TRAIN (ADHESIVE)

CODE	DETAILS
NA1105	600 x 300 2 Piece Class 2 Reflective Adhesive
NA1106	510 x 250 2 Piece Class 2 Reflective Adhesive



ROAD TRAIN (ALUMINIUM)

CODE	DETAILS
NA1107	600 x 300 Two Piece Hinged Class 2 Reflective Aluminium
NA1026	510 x 250 Two Piece Hinged Class 2 Reflective Aluminium



ROAD TRAIN (ALUMINIUM)

CODE	DETAILS
NA1108	1200 x 300 Hinged Class 2 Reflective Aluminium
NA1109	1020 x 250 Hinged Class 2 Reflective Aluminium



LONG VEHICLE/ROAD TRAIN FLIP SIGN (ALUMINIUM)

CODE	DETAILS
NA1110	600 x 300mm Two Piece Hinged Class 2 Reflective Aluminium
NA1033	510 x 250mm Two Piece Hinged Class 2 Reflective Aluminium



DO NOT OVERTAKE TURNING VEHICLE

CODE	DETAILS
NA1025	300 x 100mm Adhesive Class 1 Reflective





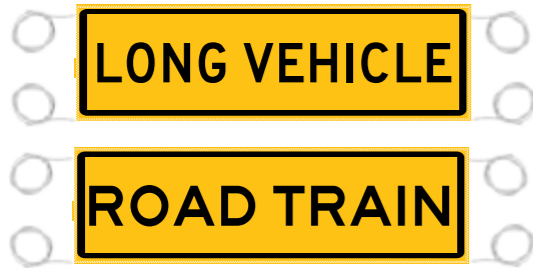
SAFETY FOOTWEAR
MUST BE WORN
IN THIS AREA



SAFETY FOOTWEAR
MUST BE WORN
IN THIS AREA

LONG VEHICLE/ROAD TRAIN FLIP BANNER

CODE	DETAILS
NA1032	1220 x 340mm Class 2 Reflective Vinyl



REAR MARKER PLATE DO NOT OVERTAKE TURNING VEHICLE (LEFT/RIGHT)

CODE	DETAILS
NA1052	300 x 400 Aluminium Class 1 Reflective (Left)
NA1054	300 x 400 Aluminium Class 1 Reflective (Right)



REAR MARKER PLATE (LEFT/RIGHT)

CODE	DETAILS
NA1091	600 x 150mm Aluminium Class 1 Reflective (Right)
NA1092	600 x 150mm Aluminium Class 1 Reflective (Left)



REAR MARKER PLATE (LEFT & RIGHT)

CODE	DETAILS
NA1095	800 x 100mm Aluminium Class 1 Reflective



REAR MARKER PLATE (LEFT & RIGHT)

CODE	DETAILS
NA1115	800 x 100mm Adhesive Class 1 Reflective



IF YOU CAN'T SEE MY MIRRORS I CAN'T SEE YOU

CODE	DETAILS
NA1046	240 x 180mm Adhesive



REAR MARKER PLATE (LEFT/RIGHT)

CODE	DETAILS
NA1038	300 x 300 Aluminium Class 1 Reflective



REAR MARKER PLATE (LEFT/RIGHT)

CODE	DETAILS
NA1039	300 x 300 Adhesive Class 1 Reflective



REAR MARKER PLATE DO NOT OVERTAKE TURNING VEHICLE (LEFT/RIGHT)

CODE	DETAILS
NA1053	300 x 400 Adhesive Class 1 Reflective (Left)
NA1055	300 x 400 Adhesive Class 1 Reflective (Right)



REAR MARKER PLATE (LEFT/RIGHT)

CODE	DETAILS
NA1045-R	400 x 100mm Aluminium Class 1 Reflective (Right)
NA1045-L	400 x 100mm Aluminium Class 1 Reflective (Left)



REAR MARKER PLATE (LEFT/RIGHT)

CODE	DETAILS
NA1093	800 x 100mm Aluminium Class 1 Reflective (Right)
NA1094	800 x 100mm Aluminium Class 1 Reflective (Left)



REAR MARKER PLATE (LEFT/RIGHT)

CODE	DETAILS
NA1116	800 x 100mm Adhesive Class 1 Reflective (Right)
NA1117	800 x 100mm Adhesive Class 1 Reflective (Left)



IF YOU CAN'T SEE MY MIRRORS I CAN'T SEE YOU

CODE	DETAILS
NA1049	300 x 200mm Adhesive Class 2 Reflective
NA1118	300 x 200mm Aluminium Class 2 Reflective



DRIVER UNDER INSTRUCTION

CODE	DETAILS
NA1041	400 x 300mm Metal



ECONOMY OVERSIZE FLAG WITH EYELETS

CODE	DETAILS
NA1011	400 x 400mm



PREMIUM MESH TYPE OVERSIZE FLAG

CODE	DETAILS
NA1029	With Flexible Plastic Pole



PREMIUM MESH TYPE OVERSIZE FLAG

CODE	DETAILS
NA1031	With Stretch Strap & Karabiners



ESCORT VEHICLE PILOT SIGN KIT, OVERSIZE LOAD AHEAD, WITH UPGRADED LED LIGHTS & FRAME

CODE	DETAILS
NA1072	With Upgraded LED Lights and Frame



BREAKDOWN TRIANGLES

CODE	DETAILS
NA1021	Set of 3, Non-Skid Rubber Feet, includes Hard Plastic Carry Case



ECONOMY OVERSIZE FLAG WITH DOWEL

CODE	DETAILS
NA1012	400 x 400mm



PREMIUM MESH TYPE OVERSIZE FLAG

CODE	DETAILS
NA1030	With Rope



ESCORT VEHICLE PILOT SIGN KIT OVERSIZE LOAD AHEAD

CODE	DETAILS
NA1071	With Lights and Frame



ESCORT VEHICLE PILOT SIGN KIT OVERSIZE LOAD AHEAD MOTORISED

CODE	DETAILS
NA1073	With Upgraded LED Lights and Frame, Motorised





GIVE WAY TO STOCK (SHEEP & CATTLE PICTO + GIVE WAY TO STOCK TEXT)

CODE	DETAILS
6326-AFM	600 x 600 Metal
6326-AFC	600 x 600 Corflute

CATTLE AHEAD (CATTLE PICTO + AHEAD TEXT)

CODE	DETAILS
6328-AFM	600 x 600 Metal
6328-AFC	600 x 600 Corflute

SHEEP AHEAD (SHEEP PICTO + AHEAD TEXT)

CODE	DETAILS
6329-AFM	600 x 600 Metal
6329-AFC	600 x 600 Corflute

STOCK AHEAD (SHEEP & CATTLE PICTO + AHEAD TEXT)

CODE	DETAILS
6330-AFM	600 x 600 Metal
6330-AFC	600 x 600 Corflute

STOCK AHEAD (SHEEP & CATTLE PICTO + STOCK AHEAD TEXT)

CODE	DETAILS
6333-AFM	600 x 600 Metal
6333-AFC	600 x 600 Corflute

STOCK (SHEEP & CATTLE PICTO) NEXT 5KM SIGN

CODE	DETAILS
6331-AFM	600 x 600 Metal
6331-AFC	600 x 600 Corflute

FARM GATE SIGN

CODE	DETAILS
6327-AFM	600 x 600 Metal

MINE SAFETY FLAG

CODE	DETAILS
GS1001-1.5	1.5m, Orange Reflective X Flag, Quick Release
GS1001-2.5	2.5m Two Piece, Orange Reflective X Flag, Quick Release
GS1001-3.0	3.0m Two Piece, Orange Reflective X Flag, Quick Release

NO ENTRY

CODE	DETAILS
8801-BM	600 x 450 Metal
8801-BP	600 x 450 Poly
8801-GM	300 x 225 Metal
8801-GP	300 x 225 Poly

STOP

CODE	DETAILS
8807-BM	600 x 450 Metal
8807-BP	600 x 450 Poly
8807-GM	300 x 225 Metal
8807-GP	300 x 225 Poly

BEWARE PEDESTRIANS

CODE	DETAILS
8809-BM	600 x 450 Metal
8809-BP	600 x 450 Poly
8809-EM	300 x 225 Metal
8809-EP	300 x 225 Poly

GIVE WAY

CODE	DETAILS
8812-BM	600 x 450 Metal
8812-BP	600 x 450 Poly
8812-EM	300 x 225 Metal
8812-EP	300 x 225 Poly

5KM/H ROUNDEL

CODE	DETAILS
8824-BM	600 x 450 Metal
8824-BP	600 x 450 Poly
8824-GM	300 x 225 Metal
8824-GP	300 x 225 Poly

8KM/H ROUNDEL

CODE	DETAILS
8825-BM	600 x 450 Metal
8825-BP	600 x 450 Poly
8825-GM	300 x 225 Metal
8825-GP	300 x 225 Poly

10KM/H ROUNDEL

CODE	DETAILS
8826-BM	600 x 450 Metal
8826-BP	600 x 450 Poly
8826-GM	300 x 225 Metal
8826-GP	300 x 225 Poly

15KM/H ROUNDEL

CODE	DETAILS
8827-BM	600 x 450 Metal
8827-BP	600 x 450 Poly
8827-GM	300 x 225 Metal
8827-GP	300 x 225 Poly

20KM/H ROUNDEL

CODE	DETAILS
8828-BM	600 x 450 Metal
8828-BP	600 x 450 Poly
8828-GM	300 x 225 Metal
8828-GP	300 x 225 Poly

25KM/H ROUNDEL

CODE	DETAILS
8829-BM	600 x 450 Metal
8829-BP	600 x 450 Poly
8829-GM	300 x 225 Metal
8829-GP	300 x 225 Poly

40KM/H ROUNDEL

CODE	DETAILS
8830-BM	600 x 450 Metal
8830-BP	600 x 450 Poly
8830-GM	300 x 225 Metal
8830-GP	300 x 225 Poly

SPEED HUMP AHEAD

CODE	DETAILS
8810-BM	600 x 450 Metal
8810-BP	600 x 450 Poly
8810-EM	300 x 225 Metal
8810-EP	300 x 225 Poly

SLOW CHILDREN


CODE	DETAILS
8811-BM	600 x 450 Metal
8811-BP	600 x 450 Poly
8811-EM	400 x 300 Metal
8811-EP	400 x 300 Poly

FORKLIFT SPEED LIMIT 5KM/H

CODE	DETAILS
8831-BM	600 x 450 Metal
8831-BP	600 x 450 Poly
8831-EM	400 x 300 Metal
8831-EP	400 x 300 Poly




SPEED LIMIT 5KMH




CODE	DETAILS
8927-BM	600 x 400 Metal
8927-BP	600 x 400 Poly
8927-GM	300 x 200 Metal
8927-GP	300 x 200 Poly

SPEED LIMIT 10KMH




CODE	DETAILS
8929-BM	600 x 400 Metal
8929-BP	600 x 400 Poly
8929-GM	300 x 200 Metal
8929-GP	300 x 200 Poly

SPEED LIMIT 25KMH




CODE	DETAILS
8928-BM	600 x 400 Metal
8928-BP	600 x 400 Poly
8928-GM	300 x 200 Metal
8928-GP	300 x 200 Poly

ENTRY ONLY




CODE	DETAILS
8836-BM	600 x 400 Metal
8836-BP	600 x 400 Poly

EXIT ONLY




CODE	DETAILS
8837-BM	600 x 400 Metal
8837-BP	600 x 400 Poly

NO EXIT




CODE	DETAILS
8838-BM	600 x 400 Metal
8838-BP	600 x 400 Poly

NO ENTRY




CODE	DETAILS
8931-BM	600 x 400 Metal
8931-BP	600 x 400 Poly

DRIVER SAFETY ZONE




CODE	DETAILS
8932-BM	600 x 400 Metal
8932-BP	600 x 400 Poly
8932-EM	400 x 300 Metal
8932-EP	400 x 300 Poly

NO VEHICLES BEYOND THIS POINT




CODE	DETAILS
8839-EM	600 x 400 Metal
8839-EP	600 x 400 Poly

STOP SOUND HORN PROCEED SLOWLY



CODE	DETAILS
8933-BM	600 x 400 Metal
8933-BP	600 x 400 Poly
8933-EM	400 x 300 Metal
8933-EP	400 x 300 Poly

KEEP LEFT (WITH ARROW)



CODE	DETAILS
R2-3A/L	600 x 450 Aluminium, Class 1 Reflective

KEEP RIGHT (WITH ARROW)



CODE	DETAILS
R2-3A/R	600 x 450 Aluminium, Class 1 Reflective

ONE WAY (LEFT ARROW)



CODE	DETAILS
R2-2A/L	600 x 450 Aluminium, Class 1 Reflective

ONE WAY (RIGHT ARROW)



CODE	DETAILS
R2-2A/R	600 x 450 Aluminium, Class 1 Reflective

NO PARKING ANY TIME



CODE	DETAILS
8938-BM	600 x 400 Metal
8938-EM	400 x 300 Metal

NO PARKING ANY TIME, DOUBLE ARROWS




CODE	DETAILS
8885-EM	400 x 300 Metal

NO PARKING ANY TIME, LEFT ARROW




CODE	DETAILS
8886-EM	400 x 300 Metal

NO PARKING ANY TIME, RIGHT ARROW




CODE	DETAILS
8887-EM	400 x 300 Metal

NO STANDING ANY TIME, DOUBLE ARROWS




CODE	DETAILS
8891-EM	400 x 300 Metal

NO STANDING ANY TIME, LEFT ARROW




CODE	DETAILS
8892-EM	400 x 300 Metal

NO STANDING ANY TIME, RIGHT ARROW




CODE	DETAILS
8893-EM	400 x 300 Metal

NO PARKING




CODE	DETAILS
8888-BM	600 x 400 Metal
8888-BP	600 x 400 Poly
8888-EM	400 x 300 Metal
8888-EP	400 x 300 Poly

KEEP CLEAR AT ALL TIMES




CODE	DETAILS
8894-BM	600 x 400 Metal
8894-BP	600 x 400 Poly
8894-GM	400 x 300 Metal
8894-GP	400 x 300 Poly

NO STOPPING SYMBOL, DOUBLE ARROWS, LEFT ARROW, RIGHT ARROW




CODE	DETAILS
8901-EM	400 x 300 Metal
8902-EM	400 x 300 Metal
8903-EM	400 x 300 Metal

NO PARKING, DOUBLE ARROWS, LEFT ARROW, RIGHT ARROW




CODE	DETAILS
8919-EM	400 x 300 Metal
8920-EM	400 x 300 Metal
8921-EM	400 x 300 Metal

NO PARKING




CODE	DETAILS
8897-EM	400 x 300 Metal

NO PARKING SYMBOL, DOUBLE ARROWS, LEFT ARROW, RIGHT ARROW



CODE	DETAILS
8898-EM	400 x 300 Metal
8899-EM	400 x 300 Metal
8900-EM	400 x 300 Metal

NO PARKING SYMBOL, ANY TIME



CODE	DETAILS
8922-EM	400 x 300 Metal



NO PARKING LOADING ZONE

CODE	DETAILS
8912-EM	400 x 300 Metal

LOADING ZONE

NO PARKING TOW AWAY ZONE

CODE	DETAILS
8917-EM	400 x 300 Metal

NO PARKING IN DRIVEWAY

CODE	DETAILS
8939-EM	600 x 400 Metal
8939-EP	400 x 300 Poly

VISITOR PARKING

CODE	DETAILS
8923-EM	400 x 300 Metal

RESERVED (DISABLED PICTO)

CODE	DETAILS
8906-EM	400 x 300 Metal
8906-EP	400 x 300 Poly

DISABLED PARKING

CODE	DETAILS
8904-EM	400 x 300 Metal
8904-EP	400 x 300 Poly

DISABLED PARKING ONLY (WITH PICTO)

CODE	DETAILS
8940-EM	600 x 400 Metal
8940-BP	600 x 400 Poly
8940-GM	400 x 300 Metal
8940-GP	400 x 300 Poly

RESERVED PARKING (DISABLED PICTO), LEFT ARROW

CODE	DETAILS
8909-EM	450 x 300 Metal
8909-EP	450 x 300 Poly

RESERVED PARKING (DISABLED PICTO), RIGHT ARROW

CODE	DETAILS
8908-EM	450 x 300 Metal
8908-EP	450 x 300 Poly

RESERVED FOR EMPLOYEES

CODE	DETAILS
8914-EM	450 x 300 Metal

LOADING AND UNLOADING ZONE

CODE	DETAILS
8913-EM	405 x 300 Metal

RESERVED PARKING

CODE	DETAILS
8916-EM	450 x 300 Metal

REVERSE PARKING ONLY

CODE	DETAILS
8915-EM	405 x 300 Metal

PARKING (SYMBOLIC)

CODE	DETAILS
G7-6-1A	600 x 600 Aluminium, Class 1 Reflective
G7-6-1B	900 x 900 Aluminium, Class 1 Reflective

SLOW VEHICLE LANE ___ KM AHEAD

CODE	DETAILS
G9-11A	900 x 1100 Aluminium, Class 1 Reflective

FORM 1 LANE

CODE	DETAILS
G9-15A	600 x 800 Aluminium, Class 1 Reflective
G9-15B	900 x 1200 Aluminium, Class 1 Reflective
G9-15C	1200 x 1600 Aluminium, Class 1 Reflective

WINDING ROAD ENDS

CODE	DETAILS
G9-17A	1100 x 400 Aluminium, Class 1 Reflective

ROAD CLOSED

CODE	DETAILS
G9-20A	900 x 550 Aluminium, Class 1 Reflective

LOCAL TRAFFIC ONLY

CODE	DETAILS
G9-40-2A	900 x 600 Aluminium, Class 1 Reflective

SAFETY RAMP ___ KM

CODE	DETAILS
G9-24-1A	800 x 2200 Aluminium, Class 1 Reflective (Braced)

SLOW VEHICLE LANE AHEAD

CODE	DETAILS
G9-10A	900 x 900 Aluminium, Class 1 Reflective

SLOW VEHICLES USE LEFT LANE

CODE	DETAILS
G9-12A	950 x 1100 Aluminium, Class 1 Reflective

FORM ___ LANES

CODE	DETAILS
G9-16A	600 x 800 Aluminium, Class 1 Reflective
G9-16B	900 x 1200 Aluminium, Class 1 Reflective
G9-16C	1200 x 1600 Aluminium, Class 1 Reflective

ROAD SUBJECT TO FLOODING INDICATORS SHOW DEPTH

CODE	DETAILS
G9-21-1	2150 x 800 Aluminium, Class 1 Reflective
G9-21-2	1400x1400 Aluminium, Class 1 Reflective

NO THROUGH ROAD

CODE	DETAILS
G9-18A	600 x 400 Aluminium, Class 1 Reflective
G9-18B	900 x 600 Aluminium, Class 1 Reflective

FLOOD DEPTH INDICATOR (0-2M, 2-4M, 4-6M)

CODE	DETAILS
G9-22-1	200 x 2350 Aluminium, Class 1 Reflective (0-2)
G9-22-2	200 x 2350 Aluminium, Class 1 Reflective (2-4)
G9-22-3	200 x 2350 Aluminium, Class 1 Reflective (4-6)

SAFETY RAMP ___ M

CODE	DETAILS
G9-25-1A	800 x 2200 Aluminium, Class 1 Reflective (Braced)




SAFETY

CODE	DETAILS
G9-27A	750 x 2000 Aluminium, Class 1 Reflective (Braced)



LOOK FOR TRAINS

CODE	DETAILS
G9-48A	600 x 600 Aluminium, Class 1 Reflective
G9-48B	750 x 750 Aluminium, Class 1 Reflective
G9-48C	900 x 900 Aluminium, Class 1 Reflective (Braced)




WRONG WAY GO BACK

CODE	DETAILS
G9-69	1500 x 2300 Aluminium, Class 1 Reflective (Braced)




BICYCLES MUST EXIT (LEFT ARROW)

CODE	DETAILS
G9-65	600 x 1200 Aluminium, Class 1 Reflective (Braced)




CYCLISTS DISMOUNT (PICTO)

CODE	DETAILS
G9-58A	450 x 450 Aluminium, Class 1 Reflective
G9-58B	600 x 600 Aluminium, Class 1 Reflective



BICYCLES CROSS HERE WITH CARE RIGHT (PICTO)

CODE	DETAILS
G9-63A/R	600 x 600 Aluminium, Class 1 Reflective
G9-63B/R	900 x 900 Aluminium, Class 1 Reflective (Braced)




USE LEFT SHOULDER (BICYCLE PICTO)

CODE	DETAILS
G9-64	600 x 750 Aluminium, Class 1 Reflective




RAMP

CODE	DETAILS
G9-28A	750 x 1650 Aluminium, Class 1 Reflective (Braced)




UNSUITABLE FOR LARGE VEHICLES

CODE	DETAILS
G9-41A	450 x 300 Aluminium, Class 1 Reflective
G9-41B	600 x 400 Aluminium, Class 1 Reflective




REDUCE SPEED

CODE	DETAILS
G9-9A	1500 x 750 Aluminium, Class 1 Reflective (Braced)
G9-9B	1800 x 900 Aluminium, Class 1 Reflective (Braced)




WATCH FOR BICYCLES (PICTO)

CODE	DETAILS
G9-57A	800 x 900 Aluminium, Class 1 Reflective
G9-57B	1100 x 1200 Aluminium, Class 1 Reflective



BICYCLES CROSS HERE WITH CARE LEFT (PICTO)

CODE	DETAILS
G9-63A/L	600 x 600 Aluminium, Class 1 Reflective
G9-63B/L	900 x 900 Aluminium, Class 1 Reflective (Braced)




ALL BICYCLES (PICTO)

CODE	DETAILS
G9-60A	450 x 600 Aluminium, Class 1 Reflective
G9-60B	600 x 800 Aluminium, Class 1 Reflective





KEEP LEFT

CODE	DETAILS
R2-3A/L	600 x 450 Aluminium, Class 1 Reflective
R2-3B/L	800 x 600 Aluminium, Class 1 Reflective




ONE WAY LEFT

CODE	DETAILS
R2-2A/L	600 x 450 Aluminium, Class 1 Reflective
R2-2B/L	800 x 600 Aluminium, Class 1 Reflective




AHEAD ONLY

CODE	DETAILS
R2-7A	600 x 450 Aluminium, Class 1 Reflective




RIGHT TURN ONLY

CODE	DETAILS
R2-14A/R	600 x 450 Aluminium, Class 1 Reflective




U TURN PERMITTED

CODE	DETAILS
R2-15A	600 x 450 Aluminium, Class 1 Reflective




GIVE WAY TO PEDESTRIANS

CODE	DETAILS
R2-10	600 x 600 Aluminium, Class 1 Reflective




5KM/H SHARED ZONE

CODE	DETAILS
R4-4-5	450 x 750 Aluminium, Class 1 Reflective




END SHARED ZONE

CODE	DETAILS
R4-5	450 x 750 Aluminium, Class 1 Reflective




GIVE WAY

CODE	DETAILS
R1-2A	750mm Triangle Aluminium, Class 1 Reflective
R1-2B	900mm Triangle Aluminium, Class 1 Reflective




KEEP RIGHT

CODE	DETAILS
R2-3A/R	600 x 450 Aluminium, Class 1 Reflective
R2-3B/R	800 x 600 Aluminium, Class 1 Reflective




ONE WAY RIGHT

CODE	DETAILS
R2-2A/R	600 x 450 Aluminium, Class 1 Reflective
R2-2B/R	800 x 600 Aluminium, Class 1 Reflective



LEFT TURN ONLY

CODE	DETAILS
R2-14A/L	600 x 450 Aluminium, Class 1 Reflective




1 LANE EACH WAY

CODE	DETAILS
R2-11A	600 x 450 Aluminium, Class 1 Reflective




TURN LEFT AT ANY TIME WITH CARE

CODE	DETAILS
R2-16A	750 x 600 Aluminium, Class 1 Reflective




10KM/H SHARED ZONE

CODE	DETAILS
R4-4	450 x 750 Aluminium, Class 1 Reflective




15KM/H SHARED ZONE

CODE	DETAILS
R4-4-15	450 x 750 Aluminium, Class 1 Reflective




PEDESTRIAN CIRCLE

CODE	DETAILS
R3-1A	600mmD Aluminium, Class 1 Fluoro Reflective



ROUNDBABOUT GIVE WAY

CODE	DETAILS
R1-3A	750mm Triangle Aluminium, Class 1 Reflective
R1-3B	900mm Triangle Aluminium, Class 1 Reflective
R1-3C	1200mm Triangle Aluminium, Class 1 Reflective





STOP

CODE	DETAILS
R1-1A	600 x 600 Octagon Aluminium, Class 1 Reflective

NO LEFT TURN (NSW)

CODE	DETAILS
R2-6A/L(NSW)	450 x 900 Aluminium, Class 1 Reflective (NSW Standard)

NO LEFT TURN

CODE	DETAILS
R2-6A/L	450 x 450 Aluminium, Class 1 Reflective (Australian Standard Except NSW)
R2-6B/L	600 x 600 Aluminium, Class 1 Reflective (Australian Standard Except NSW)

NO ENTRY (NSW)

CODE	DETAILS
R2-4A(NSW)	450 x 75 Aluminium, Class 1 Reflective (NSW Standard)
R2-4B(NSW)	600 x 1000 Aluminium, Class 1 Reflective (NSW Standard)

NO U TURN (NSW)

CODE	DETAILS
R2-5A(NSW)	450 x 750 Aluminium, Class 1 Reflective (NSW Standard)
R2-5B(NSW)	600 x 1000 Aluminium, Class 1 Reflective (NSW Standard)

40 SPEED LIMIT

CODE	DETAILS
R4-1A(40)	450 x 600 Aluminium, Class 1 Reflective
R4-1B(40)	600 x 800 Aluminium, Class 1 Reflective

60 SPEED LIMIT

CODE	DETAILS
R4-1A(60)	450 x 600 Aluminium, Class 1 Reflective
R4-1B(60)	600 x 800 Aluminium, Class 1 Reflective

80 SPEED LIMIT

CODE	DETAILS
R4-1A(80)	450 x 600 Aluminium, Class 1 Reflective
R4-1B(80)	600 x 800 Aluminium, Class 1 Reflective

100 SPEED LIMIT

CODE	DETAILS
R4-1A(100)	450 x 600 Aluminium, Class 1 Reflective
R4-1B(100)	600 x 800 Aluminium, Class 1 Reflective

TRAFFIC SIGNAL STOP

CODE	DETAILS
R1-4	450 x 450 Octagon Aluminium, Class 1 Reflective

NO RIGHT TURN (NSW)

CODE	DETAILS
R2-6A/R(NSW)	450 x 900 Aluminium, Class 1 Reflective (NSW Standard)

NO RIGHT TURN

CODE	DETAILS
R2-6A/R	450 x 450 Aluminium, Class 1 Reflective (Australian Standard Except NSW)
R2-6B/R	600 x 600 Aluminium, Class 1 Reflective (Australian Standard Except NSW)

NO ENTRY

CODE	DETAILS
R2-4A	450 x 450 Aluminium, Class 1 Reflective (Australian Standard Except NSW)

NO U TURN

CODE	DETAILS
R2-5A	450 x 450 Aluminium, Class 1 Reflective (Australian Standard Except NSW)
R2-5B	600 x 600 Aluminium, Class 1 Reflective (Australian Standard Except NSW)

50 SPEED LIMIT

CODE	DETAILS
R4-1A(50)	450 x 600 Aluminium, Class 1 Reflective
R4-1B(50)	600 x 800 Aluminium, Class 1 Reflective

70 SPEED LIMIT

CODE	DETAILS
R4-1A(70)	450 x 600 Aluminium, Class 1 Reflective
R4-1B(70)	600 x 800 Aluminium, Class 1 Reflective

90 SPEED LIMIT

CODE	DETAILS
R4-1A(90)	450 x 600 Aluminium, Class 1 Reflective
R4-1B(90)	600 x 800 Aluminium, Class 1 Reflective

110 SPEED LIMIT

CODE	DETAILS
R4-1A(110)	450 x 600 Aluminium, Class 1 Reflective
R4-1B(110)	600 x 800 Aluminium, Class 1 Reflective



40 ROAD WORK

CODE	DETAILS
R4-212A(40)	450 x 900 Aluminium, Class 1 Reflective
R4-212B(40)	600 x 1200 Aluminium, Class 1 Reflective

60 ROAD WORK

CODE	DETAILS
R4-212A(60)	450 x 900 Aluminium, Class 1 Reflective
R4-212B(60)	600 x 1200 Aluminium, Class 1 Reflective

80 ROAD WORK

CODE	DETAILS
R4-212A(80)	450 x 900 Aluminium, Class 1 Reflective
R4-212B(80)	600 x 1200 Aluminium, Class 1 Reflective

NO STOPPING OR TURNING

CODE	DETAILS
R2-13	1400 x 1400 Aluminium, Class 1 Reflective

RIGHT LANE MUST TURN RIGHT

CODE	DETAILS
R2-9A/R	450 x 750 Aluminium, Class 1 Reflective
R2-9B/R	600 x 1000 Aluminium, Class 1 Reflective

LEFT TURN ON RED PERMITTED AFTER STOPPING

CODE	DETAILS
R2-20	450 x 800 Class 1 Reflective

SCHOOL ZONE

CODE	DETAILS
R4-8A	450 x 300 Aluminium, Class 1 Reflective
R4-8B	600 x 450 Aluminium, Class 1 Reflective

END 30 (SPEED LIMIT) AREA

CODE	DETAILS
R4-11-1NA	450 x 750 Aluminium, Class 1 Reflective
R4-11-1NB	600 x 1000 Aluminium, Class 1 Reflective

END 40 (SPEED LIMIT)

CODE	DETAILS
R4-12B(40)	600 x 1000 Aluminium, Class 1 Reflective

50 ROAD WORK

CODE	DETAILS
R4-212A(50)	450 x 900 Aluminium, Class 1 Reflective
R4-212B(50)	600 x 1200 Aluminium, Class 1 Reflective

70 ROAD WORK

CODE	DETAILS
R4-212A(70)	450 x 900 Aluminium, Class 1 Reflective
R4-212B(70)	600 x 1200 Aluminium, Class 1 Reflective

ONE WAY (ARROW)

CODE	DETAILS
R2-17A	450 x 800 Aluminium, Class 1 Reflective
R2-17B	600 x 1050 Aluminium, Class 1 Reflective

LEFT LANE MUST TURN LEFT

CODE	DETAILS
R2-9A/L	450 x 750 Aluminium, Class 1 Reflective
R2-9B/L	600 x 1000 Aluminium, Class 1 Reflective

LEFT LANE MUST EXIT

CODE	DETAILS
R2-19	800 x 1200 Class 1 Reflective

ROAD WORK

CODE	DETAILS
R4-3A	450 x 300 Aluminium, Class 1 Reflective
R4-3B	600 x 450 Aluminium, Class 1 Reflective

END SCHOOL ZONE

CODE	DETAILS
R4-9A	450 x 450 Aluminium, Class 1 Reflective
R4-9B	600 x 600 Aluminium, Class 1 Reflective

END 40 (SPEED LIMIT) AREA

CODE	DETAILS
R4-11A	450 x 750 Aluminium, Class 1 Reflective
R4-11B	600 x 1000 Aluminium, Class 1 Reflective

END 50 (SPEED LIMIT)

CODE	DETAILS
R4-12B(50)	600 x 1000 Aluminium, Class 1 Reflective



END 60 (SPEED LIMIT)

CODE	DETAILS
R4-12B(60)	600 x 1000 Aluminium, Class 1 Reflective

PARKING 2 MIN (SYMBOLIC)

CODE	DETAILS
R5-12	225 x 450 Aluminium
R5-12/D	225 x 450 Aluminium (Dual Arrow)
R5-12/L	225 x 450 Aluminium (Left Arrow)
R5-12/R	225 x 450 Aluminium (Right Arrow)

PARKING 10 MIN (SYMBOLIC)

CODE	DETAILS
R5-14	225 x 450 Aluminium
R5-14/D	225 x 450 Aluminium (Dual Arrow)
R5-14/L	225 x 450 Aluminium (Left Arrow)
R5-14/R	225 x 450 Aluminium (Right Arrow)

PARKING 30 MIN (SYMBOLIC)

CODE	DETAILS
R5-16	225 x 450 Aluminium
R5-16/D	225 x 450 Aluminium (Dual Arrow)
R5-16/L	225 x 450 Aluminium (Left Arrow)
R5-16/R	225 x 450 Aluminium (Right Arrow)

PARKING 1.5 HOUR (SYMBOLIC)

CODE	DETAILS
R5-17	225 x 450 Aluminium
R5-17/D	225 x 450 Aluminium (Dual Arrow)
R5-17/L	225 x 450 Aluminium (Left Arrow)
R5-17/R	225 x 450 Aluminium (Right Arrow)

PARKING 3 HOUR (SYMBOLIC)

CODE	DETAILS
R5-3	225 x 450 Aluminium
R5-3/D	225 x 450 Aluminium (Dual Arrow)
R5-3/L	225 x 450 Aluminium (Left Arrow)
R5-3/R	225 x 450 Aluminium (Right Arrow)

PARKING 5 HOUR (SYMBOLIC)

CODE	DETAILS
R5-5	225 x 450 Aluminium
R5-5/D	225 x 450 Aluminium (Dual Arrow)
R5-5/L	225 x 450 Aluminium (Left Arrow)
R5-5/R	225 x 450 Aluminium (Right Arrow)

PARKING 7 HOUR (SYMBOLIC)

CODE	DETAILS
R5-7	225 x 450 Aluminium
R5-7/D	225 x 450 Aluminium (Dual Arrow)
R5-7/L	225 x 450 Aluminium (Left Arrow)
R5-7/R	225 x 450 Aluminium (Right Arrow)

PARKING DISABLED ONLY (SYMBOLIC)

CODE	DETAILS
R5-31	225 x 450 Aluminium
R5-31/D	225 x 450 Aluminium (Dual Arrow)
R5-31/L	225 x 450 Aluminium (Left Arrow)
R5-31/R	225 x 450 Aluminium (Right Arrow)

PARKING NO DURATION STATED (SYMBOLIC)

CODE	DETAILS
R5-10	225 x 450 Aluminium
R5-10/D	225 x 450 Aluminium (Dual Arrow)
R5-10/L	225 x 450 Aluminium (Left Arrow)
R5-10/R	225 x 450 Aluminium (Right Arrow)

PARKING 5 MIN (SYMBOLIC)

CODE	DETAILS
R5-13	225 x 450 Aluminium
R5-13/D	225 x 450 Aluminium (Dual Arrow)
R5-13/L	225 x 450 Aluminium (Left Arrow)
R5-13/R	225 x 450 Aluminium (Right Arrow)

PARKING 15 MIN (SYMBOLIC)

CODE	DETAILS
R5-15	225 x 450 Aluminium
R5-15/D	225 x 450 Aluminium (Dual Arrow)
R5-15/L	225 x 450 Aluminium (Left Arrow)
R5-15/R	225 x 450 Aluminium (Right Arrow)

PARKING 1 HOUR (SYMBOLIC)

CODE	DETAILS
R5-1	225 x 450 Aluminium
R5-1/D	225 x 450 Aluminium (Dual Arrow)
R5-1/L	225 x 450 Aluminium (Left Arrow)
R5-1/R	225 x 450 Aluminium (Right Arrow)

PARKING 2 HOUR (SYMBOLIC)

CODE	DETAILS
R5-2	225 x 450 Aluminium
R5-2/D	225 x 450 Aluminium (Dual Arrow)
R5-2/L	225 x 450 Aluminium (Left Arrow)
R5-2/R	225 x 450 Aluminium (Right Arrow)

PARKING 4 HOUR (SYMBOLIC)

CODE	DETAILS
R5-4	225 x 450 Aluminium
R5-4/D	225 x 450 Aluminium (Dual Arrow)
R5-4/L	225 x 450 Aluminium (Left Arrow)
R5-4/R	225 x 450 Aluminium (Right Arrow)

PARKING 6 HOUR (SYMBOLIC)

CODE	DETAILS
R5-6	225 x 450 Aluminium
R5-6/D	225 x 450 Aluminium (Dual Arrow)
R5-6/L	225 x 450 Aluminium (Left Arrow)
R5-6/R	225 x 450 Aluminium (Right Arrow)

PARKING 8 HOUR (SYMBOLIC)

CODE	DETAILS
R5-8	225 x 450 Aluminium
R5-8/D	225 x 450 Aluminium (Dual Arrow)
R5-8/L	225 x 450 Aluminium (Left Arrow)
R5-8/R	225 x 450 Aluminium (Right Arrow)

TAXI ZONE

CODE	DETAILS
R5-21	225 x 450 Aluminium
R5-21/D	225 x 450 Aluminium (Dual Arrow)
R5-21/L	225 x 450 Aluminium (Left Arrow)
R5-21/R	225 x 450 Aluminium (Right Arrow)

PERMIT ZONE

CODE	DETAILS
R5-22	225 x 450 Aluminium
R5-22/D	225 x 450 Aluminium (Dual Arrow)
R5-22/L	225 x 450 Aluminium (Left Arrow)
R5-22/R	225 x 450 Aluminium (Right Arrow)

TRUCK ZONE

CODE	DETAILS
R5-24	225 x 450 Aluminium
R5-24/D	225 x 450 Aluminium (Dual Arrow)
R5-24/L	225 x 450 Aluminium (Left Arrow)
R5-24/R	225 x 450 Aluminium (Right Arrow)

BUS ZONE

CODE	DETAILS
R5-20	225 x 450 Aluminium
R5-20/D	225 x 450 Aluminium (Dual Arrow)
R5-20/L	225 x 450 Aluminium (Left Arrow)
R5-20/R	225 x 450 Aluminium (Right Arrow)

NO STOPPING (NSW STANDARD)

CODE	DETAILS
R5-400-NSW	225 x 450 Aluminium
R5-400/D-NSW	225 x 450 Aluminium (Dual Arrow)
R5-400/L-NSW	225 x 450 Aluminium (Left Arrow)
R5-400/R-NSW	225 x 450 Aluminium (Right Arrow)

NO STOPPING WITH SPECIFIC TIMES (SYMBOLIC) (STATES EXCEPT NSW)

CODE	DETAILS
R5-36	225 x 450 Aluminium
R5-36/D	225 x 450 Aluminium (Dual Arrow)
R5-36/L	225 x 450 Aluminium (Left Arrow)
R5-36/R	225 x 450 Aluminium (Right Arrow)

NO PARKING WITH SPECIFIC TIMES (SYMBOLIC)

CODE	DETAILS
R5-41	225 x 450 Aluminium
R5-41/D	225 x 450 Aluminium (Dual Arrow)
R5-41/L	225 x 450 Aluminium (Left Arrow)
R5-41/R	225 x 450 Aluminium (Right Arrow)

CLEARWAY AT ALL TIMES (STATES EXCEPT NSW)

CODE	DETAILS
R5-50A	600 x 800 Aluminium, Class 1 Reflective
R5-50B	900 x 1200 Aluminium, Class 1 Reflective

END CLEARWAY (SYMBOLIC) (STATES EXCEPT NSW)

CODE	DETAILS
R5-51A	600 x 800 Aluminium, Class 1 Reflective
R5-51B	900 x 1200 Aluminium, Class 1 Reflective

PARKING AREA WITH SPECIFIC DETAILS (SYMBOLIC)

CODE	DETAILS
R5-62A	450 x 800 Aluminium, Class 1 Reflective

LOADING ZONE

CODE	DETAILS
R5-23	225 x 450 Aluminium
R5-23/D	225 x 450 Aluminium (Dual Arrow)
R5-23/L	225 x 450 Aluminium (Left Arrow)
R5-23/R	225 x 450 Aluminium (Right Arrow)

WORKS ZONE

CODE	DETAILS
R5-25	225 x 450 Aluminium
R5-25/D	225 x 450 Aluminium (Dual Arrow)
R5-25/L	225 x 450 Aluminium (Left Arrow)
R5-25/R	225 x 450 Aluminium (Right Arrow)

MAIL ZONE

CODE	DETAILS
R5-26	225 x 450 Aluminium
R5-26/D	225 x 450 Aluminium (Dual Arrow)
R5-26/L	225 x 450 Aluminium (Left Arrow)
R5-26/R	225 x 450 Aluminium (Right Arrow)

NO STANDING (STATES EXCEPT NSW)

CODE	DETAILS
R5-35	225 x 450 Aluminium
R5-35/D	225 x 450 Aluminium (Dual Arrow)
R5-35/L	225 x 450 Aluminium (Left Arrow)
R5-35/R	225 x 450 Aluminium (Right Arrow)

NO PARKING (SYMBOLIC)

CODE	DETAILS
R5-40	225 x 450 Aluminium
R5-40/D	225 x 450 Aluminium (Dual Arrow)
R5-40/L	225 x 450 Aluminium (Left Arrow)
R5-40/R	225 x 450 Aluminium (Right Arrow)

CLEARWAY WITH SPECIFIC TIMES (NSW STANDARD)

CODE	DETAILS
R5-650A	750 x 600 Aluminium, Class 1 Reflective
R5-650B	1125 x 900 Aluminium, Class 1 Reflective

CLEARWAY WITH SPECIFIC TIMES (STATES EXCEPT NSW)


CODE	DETAILS
R5-50A-1	600 x 800 Aluminium, Class 1 Reflective
R5-50B-1	900 x 1200 Aluminium, Class 1 Reflective

WE DO CUSTOM REFLECTIVE SIGNS

CONTACT US TODAY 1800 77 22 91




END PARKING AREA WITH SPECIFIC DETAILS



CODE	DETAILS
R5-63A	600 x 600 Aluminium, Class 1 Reflective
R5-63B	900 x 900 Aluminium, Class 1 Reflective (Braced)


PARK IN BAYS ONLY




CODE	DETAILS
R5-65A	450 x 300 Aluminium, Class 1 Reflective
R5-65B	600 x 400 Aluminium, Class 1 Reflective

TOW AWAY (SYMBOLIC)

CODE	DETAILS
R5-39A	600 x 225 Aluminium, Class 1 Reflective
R5-39B	900 x 337 Aluminium, Class 1 Reflective




NO OVERTAKING OR PASSING




CODE	DETAILS
R6-1A	750 x 900 Aluminium, Class 1 Reflective

BRIDGE LOAD LIMIT ___ T GROSS




CODE	DETAILS
R6-3A	600 x 900 Aluminium, Class 1 Reflective
R6-3B	900 x 1350 Aluminium, Class 1 Reflective

NO OVERTAKING ON BRIDGE




CODE	DETAILS
R6-2A	750 x 900 Aluminium, Class 1 Reflective

END LOAD LIMIT




CODE	DETAILS
R6-5A	600 x 900 Aluminium, Class 1 Reflective
R6-5B	900 x 1200 Aluminium, Class 1 Reflective

GROSS LOAD LIMIT ___ T GROSS




CODE	DETAILS
R6-4A	600 x 900 Aluminium, Class 1 Reflective
R6-4B	900 x 1350 Aluminium, Class 1 Reflective

STOP ON RED SIGNAL




CODE	DETAILS
R6-9A	450 x 600 Aluminium, Class 1 Reflective

STOP HERE ON RED SIGNAL




CODE	DETAILS
R6-6A	450 x 750 Aluminium, Class 1 Reflective
R6-6B	675 x 1125 Aluminium, Class 1 Reflective

STOP HERE ON RED ARROW




CODE	DETAILS
R6-14A	450 x 750 Aluminium, Class 1 Reflective
R6-14B	675 x 1125 Aluminium, Class 1 Reflective

BUSES PROHIBITED




CODE	DETAILS
R6-10-1A	600 x 600 Aluminium, Class 1 Reflective
R6-10-1B	900 x 900 Aluminium, Class 1 Reflective
R6-10-1C	1200 x 1200 Aluminium, Class 1 Reflective

BICYCLES PROHIBITED




CODE	DETAILS
R6-10-3A	600 x 600 Aluminium, Class 1 Reflective
R6-10-3B	900 x 900 Aluminium, Class 1 Reflective
R6-10-3C	1200 x 1200 Aluminium, Class 1 Reflective

TRUCKS PROHIBITED



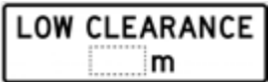
CODE	DETAILS
R6-10-2A	600 x 600 Aluminium, Class 1 Reflective
R6-10-2B	900 x 900 Aluminium, Class 1 Reflective
R6-10-2C	1200 x 1200 Aluminium, Class 1 Reflective

PEDESTRIANS PROHIBITED



CODE	DETAILS
R6-15A	600 x 600 Aluminium, Class 1 Reflective
R6-15B	900 x 900 Aluminium, Class 1 Reflective
R6-15C	1200 x 1200 Aluminium, Class 1 Reflective

CLEARANCE ___ M




CODE	DETAILS
R6-11	1500 x 600 Aluminium, Class 1 Reflective

LOW CLEARANCE ___ M




CODE	DETAILS
R6-12	1950 x 600 Aluminium, Class 1 Reflective

BRIDGE LOAD LIMIT PER AXLE GROUP




CODE	DETAILS
R6-17	1200 x 750 Aluminium, Class 1 Reflective

BUSES MUST ENTER




CODE	DETAILS
R6-18A	700 x 600 Aluminium, Class 1 Reflective
R6-18B	900 x 1050 Aluminium, Class 1 Reflective
R6-18C	1200 x 1400 Aluminium, Class 1 Reflective

START FREEWAY




CODE	DETAILS
R6-19A	1200 x 600 Aluminium, Class 1 Reflective
R6-19B	1800 x 900 Aluminium, Class 1 Reflective

END FREEWAY




CODE	DETAILS
R6-21A	900 x 450 Aluminium, Class 1 Reflective
R6-21B	1800 x 900 Aluminium, Class 1 Reflective

TRUCKS & BUSES MUST USE LOW GEAR




CODE	DETAILS
R6-22A	1200 x 1000 Aluminium, Class 1 Reflective
R6-22B	1440 x 1200 Aluminium, Class 1 Reflective
R6-22C	1800 x 1500 Aluminium, Class 1 Reflective

END TRUCKS & BUSES MUST USE LOW GEAR




CODE	DETAILS
R6-23A	1000 x 800 Aluminium, Class 1 Reflective
R6-23B	1500 x 1200 Aluminium, Class 1 Reflective

RAILWAY CROSSING




CODE	DETAILS
R6-24A	178 x 1350 Aluminium, Class 1 Reflective
R6-24B	238 x 1800 Aluminium, Class 1 Reflective

RAILWAY CROSSING




CODE	DETAILS
R6-25A	900 x 1350 Aluminium, Class 1 Reflective

TRUCKS MUST USE LEFT LANE



CODE	DETAILS
R6-28A	900 x 1050 Aluminium, Class 1 Reflective
R6-28B	1200 x 1400 Aluminium, Class 1 Reflective
R6-28C	1500 x 1750 Aluminium, Class 1 Reflective

KEEP LEFT UNLESS OVERTAKING




CODE	DETAILS
R6-29C	1200 x 2400 Aluminium, Class 1 Reflective

END KEEP LEFT UNLESS OVERTAKING




CODE	DETAILS
R6-32	800 x 1200 Aluminium, Class 1 Reflective

MEDIAN TURNING LANE (ARROWS)




CODE	DETAILS
R6-30A	1200 x 600 Aluminium, Class 1 Reflective
R6-30B	1800 x 900 Aluminium, Class 1 Reflective

GIVE WAY TO BUSES (VEHICLE MOUNTED SIGN)




CODE	DETAILS
R6-31	450 x 450 Aluminium, Class 1 Reflective
R6-31A	350 x 350 Aluminium, Class 2 Reflective

END



CODE	DETAILS
R7-4A	100 x 300 Aluminium, Class 1 Reflective
R7-4B	150 x 450 Aluminium, Class 1 Reflective
R7-4C	200 x 600 Aluminium, Class 1 Reflective

BICYCLE LANE (SYMBOLIC)



CODE	DETAILS
R7-1-4B	600 x 450 Aluminium, Class 1 Reflective
R7-1-4C	800 x 600 Aluminium, Class 1 Reflective



NO PEDESTRIANS BICYCLES ANIMALS BEYOND THIS POINT

CODE	DETAILS
R6-13	1200 x 1500 Aluminium, Class 1 Reflective

AHEAD

CODE	DETAILS
R7-2B	150 x 450 Aluminium, Class 1 Reflective
R7-2C	200 x 600 Aluminium, Class 1 Reflective

WIDTH HAZARD MARKER RIGHT SIGN

CODE	DETAILS
D4-3A/R	225 x 450 Aluminium, Class 1 Reflective
D4-3B/R	450 x 900 Aluminium, Class 1 Reflective

WIDTH HAZARD MARKER LEFT SIGN

CODE	DETAILS
D4-3A/L	225 x 450 Aluminium, Class 1 Reflective
D4-3B/L	450 x 900 Aluminium, Class 1 Reflective

OVERHEAD ARROW (SYMBOLIC)

CODE	DETAILS
R7-5B	300 x 450 Aluminium, Class 1 Reflective
R7-5C	400 x 600 Aluminium, Class 1 Reflective

LEFT LANE

CODE	DETAILS
R7-3B/L	300 x 450 Aluminium, Class 1 Reflective
R7-3C/L	400 x 600 Aluminium, Class 1 Reflective

HAZARD WARNING MARKER

CODE	DETAILS
D4-1-2A	450 x 450 Aluminium, Class 1 Reflective
D4-1-2B	600 x 600 Aluminium, Class 1 Reflective

HAZARD WARNING MARKER

CODE	DETAILS
D4-1-1A	1600 x 400 Aluminium, Class 1 Reflective

RIGHT LANE

CODE	DETAILS
R7-3B/R	300 x 450 Aluminium, Class 1 Reflective
R7-3C/R	400 x 600 Aluminium, Class 1 Reflective

BICYCLE PATH (SYMBOLIC)

CODE	DETAILS
R8-1A	300 x 400 Aluminium, Class 1 Reflective
R8-1B	450 x 600 Aluminium, Class 1 Reflective
R8-1C	600 x 800 Aluminium, Class 1 Reflective

BI-DIRECTIONAL HAZARD WARNING MARKER BOARD

CODE	DETAILS
D4-2-1	1800 x 300 Aluminium, Class 1 Reflective
D4-2-1/BRACED	1800 x 300 Aluminium, Class 1 Reflective (Braced)

BI-DIRECTIONAL HAZARD WARNING MARKER BOARD

CODE	DETAILS
D4-2-2B	1000 x 400 Aluminium, Class 1 Reflective

SHARED PATH (SYMBOLIC)

CODE	DETAILS
R8-2A	300 x 400 Aluminium, Class 1 Reflective
R8-2B	450 x 600 Aluminium, Class 1 Reflective
R8-2C	600 x 800 Aluminium, Class 1 Reflective

SEPARATED PATHWAY (PEDESTRIAN LEFT)

CODE	DETAILS
R8-3A/L	300 x 400 Aluminium, Class 1 Reflective
R8-3B/L	450 x 600 Aluminium, Class 1 Reflective
R8-3C/L	600 x 800 Aluminium, Class 1 Reflective

SEPARATED PATHWAY (PEDESTRIAN RIGHT)

CODE	DETAILS
R8-3A/R	300 x 400 Aluminium, Class 1 Reflective
R8-3B/R	450 x 600 Aluminium, Class 1 Reflective
R8-3C/R	600 x 800 Aluminium, Class 1 Reflective

TIMES OF OPERATION (SINGLE PERIOD)

CODE	DETAILS
R9-1-1A	300 x 400 Aluminium, Class 1 Reflective
R9-1-1B	450 x 600 Aluminium, Class 1 Reflective
R9-1-1C	600 x 800 Aluminium, Class 1 Reflective

CHEVRON ALIGNMENT MARKER

CODE	DETAILS
D4-6A	600 x 750 Aluminium, Class 1 Reflective
D4-6B	750 x 900 Aluminium, Class 1 Reflective

OBSTRUCTION MARKER BOARD

CODE	DETAILS
D4-5	1800 x 400 Aluminium, Class 1 Reflective
D4-5/BRACED	1800 x 400 Aluminium, Class 1 Reflective (Braced)

TIMES OF OPERATION (TWO PERIODS)

CODE	DETAILS
R9-1-2A	300 x 400 Aluminium, Class 1 Reflective
R9-1-2B	450 x 600 Aluminium, Class 1 Reflective
R9-1-2C	600 x 800 Aluminium, Class 1 Reflective

BUSES EXCEPTED

CODE	DETAILS
R9-2A	300 x 400 Aluminium, Class 1 Reflective
R9-2B	450 x 600 Aluminium, Class 1 Reflective
R9-2C	600 x 800 Aluminium, Class 1 Reflective

BICYCLES EXCEPTED

CODE	DETAILS
R9-3A	300 x 400 Aluminium, Class 1 Reflective
R9-3B	450 x 600 Aluminium, Class 1 Reflective
R9-3C	600 x 800 Aluminium, Class 1 Reflective

AUTHORISED VEHICLES EXCEPTED

CODE	DETAILS
R9-4A	300 x 400 Aluminium, Class 1 Reflective
R9-4B	450 x 600 Aluminium, Class 1 Reflective
R9-4C	600 x 800 Aluminium, Class 1 Reflective










ON FREEWAY










CODE	DETAILS
R9-5C	375 x 750 Aluminium, Class 1 Reflective










NEXT ___ M

CODE	DETAILS
R9-6-1A	150 x 750 Aluminium, Class 1 Reflective
R9-6-1B	200 x 1000 Aluminium, Class 1 Reflective
R9-6-1C	240 x 1200 Aluminium, Class 1 Reflective



	KEEP LEFT CURVE (SYMBOLIC)
CODE W1-3A/L	DETAILS 600 x 600 Aluminium, Class 1 Reflective
	LEFT TURN (SYMBOLIC)
CODE W1-1A/L	DETAILS 600 x 600 Aluminium, Class 1 Reflective
	GRID
CODE W5-16A W5-16B W5-16C	DETAILS 600 x 600 Aluminium, Class 1 Reflective 750 x 750 Aluminium, Class 1 Reflective 900 x 900 Aluminium, Class 1 Reflective
	KEEP TWO WAY (SYMBOLIC)
CODE W4-11A W4-11B W4-11C	DETAILS 600 x 600 Aluminium, Class 1 Reflective 750 x 750 Aluminium, Class 1 Reflective 900 x 900 Aluminium, Class 1 Reflective
	KEEP T INTERSECTION (SYMBOLIC)
CODE W2-3A	DETAILS 600 x 600 Aluminium, Class 1 Reflective
	KEEP CHILDREN CROSSING (SYMBOLIC)
CODE W6-3A W6-3B W6-3C	DETAILS 600 x 600 Aluminium, Class 1 Reflective 750 x 750 Aluminium, Class 1 Reflective 900 x 900 Aluminium, Class 1 Reflective
	KEEP PEDESTRIAN (SYMBOLIC)
CODE W6-1A	DETAILS 600 x 600 Aluminium, Class 1 Reflective
	KEEP SPEED HUMP (SYMBOLIC)
CODE W5-10A W5-10B W5-10C	DETAILS 600 x 600 Aluminium, Class 1 Reflective 750 x 750 Aluminium, Class 1 Reflective 900 x 900 Aluminium, Class 1 Reflective
	KEEP SLIPPERY ROAD (SYMBOLIC)
CODE W5-20A W5-20B W5-20C	DETAILS 600 x 600 Aluminium, Class 1 Reflective 750 x 750 Aluminium, Class 1 Reflective 900 x 900 Aluminium, Class 1 Reflective


	RIGHT CURVE (SYMBOLIC)
CODE W1-3A/R	DETAILS 600 x 600 Aluminium, Class 1 Reflective
	RIGHT TURN (SYMBOLIC)
CODE W1-1A/R	DETAILS 600 x 600 Aluminium, Class 1 Reflective
	KEEP GRAVEL ROAD
CODE W5-19A W5-19B W5-19C	DETAILS 600 x 600 Aluminium, Class 1 Reflective 750 x 750 Aluminium, Class 1 Reflective 900 x 900 Aluminium, Class 1 Reflective
	KEEP ROUNDABOUT (SYMBOLIC)
CODE W2-7A	DETAILS 600 x 600 Aluminium, Class 1 Reflective
	KEEP PEDESTRIAN CROSSING AHEAD
CODE W6-2A W6-2B W6-2C	DETAILS 600 x 600 Aluminium, Class 1 Reflective 750 x 750 Aluminium, Class 1 Reflective 900 x 900 Aluminium, Class 1 Reflective
	KEEP SPEED HUMP AHEAD (SYMBOLIC)
CODE W3-4A	DETAILS 600 x 600 Aluminium, Class 1 Reflective
	KEEP TRUCK (SYMBOLIC)
CODE W5-22A	DETAILS 600 x 600 Aluminium, Class 1 Reflective
	KEEP STOCK (SYMBOLIC)
CODE W5-38A W5-38B W5-38C	DETAILS 600 x 600 Aluminium, Class 1 Reflective 750 x 750 Aluminium, Class 1 Reflective 900 x 900 Aluminium, Class 1 Reflective
	BICYCLE/PEDESTRIAN WARNING (SYMBOLIC)
CODE W6-9A W6-9B	DETAILS 600 x 600 Aluminium, Class 1 Reflective 750 x 750 Aluminium, Class 1 Reflective

	DETOUR AHEAD
CODE T1-6A	DETAILS 1200 x 600 Metal, Class 1 Reflective
	LEFT LANE CLOSED (2 LANES IN DIRECTION OF TRAVEL)
CODE T2-6-2	DETAILS 1800 x 900 Metal, Class 1 Reflective
	1KM (MAGNETIC)
CODE SS-1KM	DETAILS 350 x 170 Magnetic, Class 1 Reflective
	ARROW SYMBOL (MAGNETIC)
CODE SS-ARROW-1 SS-ARROW-2	DETAILS 600 x 240 Magnetic, Class 1 Reflective 450 x 150 Magnetic, Class 1 Reflective
	CLOSED (MAGNETIC)
CODE SS-CLOSED	DETAILS 800 x 200 Magnetic, Class 1 Reflective
	ROADWORK __ KM AHEAD
CODE T1-16A T1-16B	DETAILS 1800 x 600 Metal Class 1 Reflective 2400 x 900 Metal Class 1 Reflective
	ROADWORK AHEAD
CODE T1-1A T1-1B	DETAILS 1800 x 600 Metal Class 1 Reflective 2400 x 900 Metal Class 1 Reflective
	BRIDGEWORK __ KM AHEAD
CODE T1-29A T1-29B	DETAILS 1800 x 600 Metal Class 1 Reflective 2400 x 900 Metal Class 1 Reflective
	LOOK BOTH WAYS, TWO WAY TRAFFIC
CODE T8-5A	DETAILS 900 x 600 Metal Class 1 Reflective

	END DETOUR
CODE T2-23A	DETAILS 1200 x 600 Metal, Class 1 Reflective
	LEFT LANE CLOSED (1 LANE IN DIRECTION OF TRAVEL)
CODE T2-6-1	DETAILS 1200 x 900 Metal, Class 1 Reflective
	LANE STATUS/LANE END SYMBOL (MAGNETIC)
CODE SS-LANE.END	DETAILS 230 x 300 Magnetic, Class 1 Reflective
	AHEAD (MAGNETIC)
CODE SS-AHEAD	DETAILS 800 x 200 Magnetic, Class 1 Reflective
	HAZARD WARNING MARKER
CODE T5-4	DETAILS 1500 x 450 Metal Class 1 Reflective
	ROADWORK NEXT __ KM
CODE T1-24A T1-24B	DETAILS 1800 x 600 Metal Class 1 Reflective 2400 x 900 Metal Class 1 Reflective
	BRIDGEWORK AHEAD
CODE T1-2A T1-2B	DETAILS 1800 x 600 Metal Class 1 Reflective 2400 x 900 Metal Class 1 Reflective
	CHANGED INTERSECTION
CODE T1-33	DETAILS 1800 x 600 Metal Class 1 Reflective
	ROADWORK ON SIDE ROAD
CODE T1-25A	DETAILS 1800 x 600 Metal Class 1 Reflective




END ROADWORK




CODE	DETAILS
T2-16A	1800 x 600 Metal, Class 1 Reflective
T2-16B	2400 x 900 Metal, Class 1 Reflective

POWER LINE WORKS IN PROGRESS




CODE	DETAILS
T4-5	1800 x 900 Metal, Class 1 Reflective

END TRAFFIC HAZARD




CODE	DETAILS
T1-10-2NA	1200 x 900 Metal, Class 1 Reflective
T1-10-2NB	1800 x 1200 Metal, Class 1 Reflective

TRAFFIC HAZARD AHEAD




CODE	DETAILS
T1-10-1NA	1200 x 900 Metal, Class 1 Reflective
T1-10-1NB	1800 x 1200 Metal, Class 1 Reflective

NEW ROUNDABOUT




CODE	DETAILS
T1-21	1800 x 600 Metal, Class 1 Reflective

ROAD CLOSED




CODE	DETAILS
T2-4A	1800 x 300 Metal, Class 1 Reflective

SIGNALS (SYMBOLIC)




CODE	DETAILS
T1-30A	900 x 600 Metal, Class 1 Reflective
T1-30B	1200 x 800 Metal, Class 1 Reflective

SMOKE HAZARD




CODE	DETAILS
T4-6A	900 x 600 Metal, Class 1 Reflective
T4-6B	1200 x 800 Metal, Class 1 Reflective

DETOUR LEFT ARROW




CODE	DETAILS
T5-1A/L	1200 x 300 Metal, Class 1 Reflective
T5-1B/L	1800 x 450 Metal, Class 1 Reflective

DETOUR RIGHT ARROW




CODE	DETAILS
T5-1A/R	1200 x 300 Metal, Class 1 Reflective
T5-1B/R	1800 x 450 Metal, Class 1 Reflective

CHANGED TRAFFIC CONDITIONS AHEAD




CODE	DETAILS
T1-23	1800 x 900 Metal, Class 1 Reflective

STOCK AHEAD (SYMBOLIC)




CODE	DETAILS
T1-19A	900 x 600 Metal, Class 1 Reflective
T1-19B	1200 x 900 Metal, Class 1 Reflective

PEDESTRIANS LEFT ARROW




CODE	DETAILS
T8-2/L	1200 x 300 Metal, Class 1 Reflective

PEDESTRIANS RIGHT ARROW




CODE	DETAILS
T8-2/R	1200 x 300 Metal, Class 1 Reflective

TRUCK LEFT (SYMBOLIC)




CODE	DETAILS
T2-25A/L	900 x 600 Metal, Class 1 Reflective

TRUCK RIGHT (SYMBOLIC)




CODE	DETAILS
T2-25A/R	900 x 600 Metal, Class 1 Reflective

FOOTPATH CLOSED




CODE	DETAILS
T8-4A	900 x 600 Metal, Class 1 Reflective

GRAVEL ROAD




CODE	DETAILS
T3-13A	900 x 600 Metal, Class 1 Reflective
T3-13B	1500 x 750 Metal, Class 1 Reflective

USE OTHER FOOTPATH




CODE	DETAILS
T8-3	900 x 600 Metal, Class 1 Reflective

PEDESTRIANS WATCH YOUR STEP




CODE	DETAILS
T8-1A	900 x 600 Metal, Class 1 Reflective

GRADER AHEAD




CODE	DETAILS
T1-4	900 x 600 Metal, Class 1 Reflective

ROUGH SURFACE




CODE	DETAILS
T3-7A	900 x 600 Metal, Class 1 Reflective
T3-7B	1500 x 750 Metal, Class 1 Reflective

ROAD PLANT AHEAD




CODE	DETAILS
T1-3-1	900 x 600 Metal, Class 1 Reflective

ROAD PLANT ON SIDE ROAD




CODE	DETAILS
T1-27	1800 x 600 Metal Class 1 Reflective

LOOSE STONES (SYMBOLIC)




CODE	DETAILS
T3-9A	900 x 600 Metal, Class 1 Reflective
T3-9B	1500 x 900 Metal, Class 1 Reflective

PREPARE TO STOP




CODE	DETAILS
T1-18A	900 x 600 Metal, Class 1 Reflective
T1-18B	1200 x 900 Metal, Class 1 Reflective

NO LINES DO NOT OVERTAKE UNLESS SAFE




CODE	DETAILS
T3-12	1500 x 900 Metal Class 1 Reflective

FLAGMAN (SYMBOLIC)




CODE	DETAILS
T1-34A	900 x 600 Metal, Class 1 Reflective
T1-34B	1200 x 900 Metal, Class 1 Reflective

REDUCE SPEED




CODE	DETAILS
TG9-9A	900 x 600 Metal, Class 1 Reflective

SLIPPERY SURFACE (SYMBOLIC)




CODE	DETAILS
T3-3A	900 x 600 Metal, Class 1 Reflective
T3-3B	1500 x 900 Metal, Class 1 Reflective

PART ROAD CLOSED




CODE	DETAILS
T2-5	1500 x 900 Metal Class 1 Reflective

WATER OVER ROAD




CODE	DETAILS
T2-13A	900 x 600 Metal, Class 1 Reflective
T2-13B	1200 x 900 Metal, Class 1 Reflective

WORKERS (SYMBOLIC)



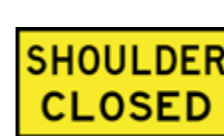
CODE	DETAILS
T1-5A	900 x 600 Metal, Class 1 Reflective
T1-5B	1500 x 900 Metal, Class 1 Reflective

TRAFFIC HAZARD




CODE	DETAILS
T1-10	1200 x 600 Metal Class 1 Reflective

SHOULDER CLOSED



CODE	DETAILS
T2-19A	1200 x 600 Metal, Class 1 Reflective


ONE LANE EACH WAY (SYMBOLIC)



CODE	DETAILS
T2-24A	900 x 600 Metal, Class 1 Reflective




NEW WORK NO LINES MARKED




CODE	DETAILS
T3-11	1500 x 900 Metal, Class 1 Reflective

ROADWORK SPEED LIMITS ENFORCED




CODE	DETAILS
T4-216	1800 x 800 Metal, Class 1 Reflective

CYCLE HAZARD GROOVED ROAD




CODE	DETAILS
T2-207A	1200 x 900 Metal, Class 1 Reflective

(SPEED) SPEED LIMIT




CODE	DETAILS
TR4-1A	900 x 600 Metal, Class 1 Reflective
TR4-1B	1200 x 900 Metal, Class 1 Reflective

(SPEED) ROADWORK (PORTRAIT)




CODE	DETAILS
PTR4-212A	900 x 600 Metal, Class 1 Reflective
PTR4-212B	1200 x 900 Metal, Class 1 Reflective

(SPEED) SPEED LIMIT (PORTRAIT)




CODE	DETAILS
PTR4-1A	900 x 600 Metal, Class 1 Reflective
PTR4-1B	1200 x 900 Metal, Class 1 Reflective

(SPEED) AHEAD (PORTRAIT)




CODE	DETAILS
PTG9-79A	900 x 600 Metal, Class 1 Reflective
PTG9-79B	1200 x 900 Metal, Class 1 Reflective

LOOSE SURFACE




CODE	DETAILS
T3-14A	900 x 600 Metal, Class 1 Reflective
T3-14B	1500 x 900 Metal, Class 1 Reflective

HAZARD WARNING MARKER




CODE	DETAILS
T5-5B	600 x 600 Metal, Class 1 Reflective
T5-5C	900 x 900 Metal, Class 1 Reflective

SOFT EDGES




CODE	DETAILS
T3-6	900 x 600 Metal, Class 1 Reflective

(SPEED) ROADWORK




CODE	DETAILS
TR4-212A	900 x 600 Metal, Class 1 Reflective
TR4-212B	1200 x 900 Metal, Class 1 Reflective

(SPEED) AHEAD




CODE	DETAILS
TG9-79A	900 x 600 Metal, Class 1 Reflective
TG9-79B	1200 x 900 Metal, Class 1 Reflective

STOP/SLOW BAT




CODE	DETAILS
NE1003	450mm, With Timber Handle
NE1005	600mm, With Timber Handle
NE1006	450mm, With Extendable Aluminium Handle
NE1012	600mm, With Extendable Aluminium Handle

ROADWORK AHEAD




CODE	DETAILS
SST1-1	900 x 600 Metal, Class 1 Reflective, Swing Stand & Sign
ZT1-1	900 x 600 Metal, Class 1 Reflective, Sign Only

TRAFFIC HAZARD AHEAD




CODE	DETAILS
SST1-10	900 x 600 Metal, Class 1 Reflective, Swing Stand & Sign
ZT1-10	900 x 600 Metal, Class 1 Reflective, Sign Only

FLAGMAN (SYMBOLIC)




CODE	DETAILS
SST1-200	900 x 600 Metal, Reflective Diamond Grade, Swing Stand & Sign
ZT1-200	900 x 600 Metal, Reflective Diamond Grade, Sign Only

CHANGED TRAFFIC CONDITIONS AHEAD




CODE	DETAILS
SST1-23	900 x 600 Metal, Class 1 Reflective, Swing Stand & Sign
ZT1-23	900 x 600 Metal, Class 1 Reflective, Sign Only

END ROADWORK




CODE	DETAILS
SST2-16	900 x 600 Metal, Class 1 Reflective, Swing Stand & Sign
ZT2-16	900 x 600 Metal, Class 1 Reflective, Sign Only

SHOULDER CLOSED




CODE	DETAILS
SST2-19A	900 x 600 Metal, Class 1 Reflective, Swing Stand & Sign
ZT2-19	900 x 600 Metal, Class 1 Reflective, Sign Only

TRUCK PICTO



CODE	DETAILS
SST2-25	900 x 600 Metal, Class 1 Reflective, Swing Stand & Sign
ZT2-25	900 x 600 Metal, Class 1 Reflective, Sign Only

ROAD CLOSED AHEAD



CODE	DETAILS
SSTC1651	900 x 600 Metal, Class 1 Reflective, Swing Stand & Sign
ZTC1651	900 x 600 Metal, Class 1 Reflective, Sign Only

SLIPPERY SURFACE (PICTO)




CODE	DETAILS
SST3-3	900 x 600 Metal, Class 1 Reflective, Swing Stand & Sign
ZT3-3	900 x 600 Metal, Class 1 Reflective, Sign Only

PREPARE TO STOP




CODE	DETAILS
SST1-18	900 x 600 Metal, Class 1 Reflective, Swing Stand & Sign
ZT1-18	900 x 600 Metal, Class 1 Reflective, Sign Only

WORKMEN (SYMBOLIC)




CODE	DETAILS
SST1-5	900 x 600 Metal, Reflective Diamond Grade, Swing Stand & Sign
ZT1-5	900 x 600 Metal, Reflective Diamond Grade, Sign Only

DETOUR AHEAD




CODE	DETAILS
SST1-6	900 x 600mm Metal, Class 1 Reflective, Swing Stand & Sign
ZT1-6	900 x 600mm Metal, Class 1 Reflective, Sign Only

END DETOUR




CODE	DETAILS
SST2-23	900 x 600 Metal, Class 1 Reflective, Swing Stand & Sign
ZT2-23	900 x 600 Metal, Class 1 Reflective, Sign Only

SURVEYORS ON ROAD




CODE	DETAILS
SST2-239	900 x 600 Metal, Class 1 Reflective, Swing Stand & Sign
ZT2-239	900 x 600 Metal, Class 1 Reflective, Sign Only

ROAD CLOSED




CODE	DETAILS
SST2-4	900 x 600 Metal, Class 1 Reflective, Swing Stand & Sign
ZT2-4	900 x 600 Metal, Class 1 Reflective, Sign Only

LOOSE SURFACE (TEXT)




CODE	DETAILS
SST3-14	900 x 600 Metal, Class 1 Reflective, Swing Stand & Sign
ZT3-14	900 x 600 Metal, Class 1 Reflective, Sign Only

ROUGH SURFACE



CODE	DETAILS
SST3-7A	900 x 600 Metal, Class 1 Reflective, Swing Stand & Sign
ZT3-7A	900 x 600 Metal, Class 1 Reflective, Sign Only


LOOSE SURFACE (PICTO)



CODE	DETAILS
SST3-9	900 x 600 Metal, Class 1 Reflective, Swing Stand & Sign
ZT3-9	900 x 600 Metal, Class 1 Reflective, Sign Only




TRAFFIC LIGHTS (SYMBOLIC)




CODE	DETAILS
SST1-30A	900 x 600 Metal, Class 1 Reflective, Swing Stand & Sign
ZT1-30A	900 x 600 Metal, Class 1 Reflective, Sign Only

PEDESTRIANS (ARROW LEFT)




CODE	DETAILS
SST8-2L	900 x 600 Metal, Class 1 Reflective, Swing Stand & Sign
ZT8-2L	900 x 600 Metal, Class 1 Reflective, Sign Only

REDUCE SPEED



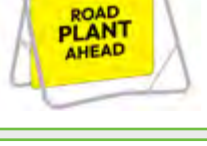
CODE	DETAILS
SST9-9	600 x 600 Metal, Reflective Diamond Grade, Swing Stand & Sign
ZT9-9	600 x 600 Metal, Reflective Diamond Grade, Sign Only

GRASS CUTTING IN PROGRESS




CODE	DETAILS
SST6-201	900 x 600 Metal, Class 1 Reflective, Swing Stand & Sign
ZT6-201	900 x 600 Metal, Class 1 Reflective, Sign Only

ROAD PLANT AHEAD




CODE	DETAILS
SST1-3-1	900 x 600 Metal, Class 1 Reflective, Swing Stand & Sign
ZT1-3-1	900 x 600 Metal, Class 1 Reflective, Sign Only

LANE STATUS (2 LANE ARROWS)




CODE	DETAILS
SST2-6-1	900 x 600 Metal, Class 1 Reflective, Swing Stand & Sign
ZT2-6A	900 x 600 Metal, Class 1 Reflective, Sign Only

PART ROAD CLOSED




CODE	DETAILS
SST2-5	900 x 600 Metal, Class 1 Reflective, Swing Stand & Sign
ZT2-5	900 x 600 Metal, Class 1 Reflective, Sign Only

NIGHT ROADWORK AHEAD, NIGHT USE




CODE	DETAILS
SST1-223	900 x 600mm Metal, Class 1 Reflective, Swing Stand & Sign
ZT1-223	900 x 600mm Metal, Class 1 Reflective, Sign Only

WORKMAN (SYMBOLIC), NIGHT USE




CODE	DETAILS
SST1-224	900 x 600mm Metal, Reflective Diamond Grade, Swing Stand & Sign
ZT1-224	900 x 600 Metal, Reflective Diamond Grade, Sign Only

PEDESTRIANS WATCH YOUR STEP




CODE	DETAILS
SST8-1	900 x 600 Metal, Class 1 Reflective, Swing Stand & Sign
ZT8-1	900 x 600 Metal, Class 1 Reflective, Sign Only

STOP HERE ON RED SIGNAL




CODE	DETAILS
SSR6-6A	600 x 600 Metal, Class 1 Reflective, Swing Stand & Sign
ZR6-6A	600 x 600mm Metal, Class 1 Reflective, Sign Only

PEDESTRIANS (ARROW RIGHT)




CODE	DETAILS
SST8-2R	900 x 600 Metal, Reflective Diamond Grade, Swing Stand & Sign
ZT8-2R	900 x 600 Metal, Reflective Diamond Grade, Sign Only

USE OTHER FOOTPATH




CODE	DETAILS
SST8-3	900 x 600 Metal, Class 1 Reflective, Swing Stand & Sign
ZT8-3	900 x 600 Metal, Class 1 Reflective, Sign Only

FOOTPATH CLOSED




CODE	DETAILS
SST8-4	900 x 600 Metal, Class 1 Reflective, Swing Stand & Sign
ZT8-4	900 x 600 Metal, Class 1 Reflective, Sign Only

HAZARD WARNING MARKER (CHEVRON)




CODE	DETAILS
SST5-5	900 x 600 Metal, Class 1 Reflective, Swing Stand & Sign
ZT5-5	900 x 600 Metal, Class 1 Reflective, Sign Only

LANE STATUS (2 ARROWS), NIGHT USE




CODE	DETAILS
SST2-1-2N	900 x 600 Metal, Class 1 Reflective, Swing Stand & Sign
ZT2-1-2N	900 x 600 Metal, Class 1 Reflective, Sign Only

END ROADWORK, NIGHT USE




CODE	DETAILS
SST2-16N	900 x 600 Metal, Class 1 Reflective, Swing Stand & Sign
ZT2-16N	900 x 600 Metal, Class 1 Reflective, Sign Only

FLAGMAN (SYMBOLIC), NIGHT USE




CODE	DETAILS
SST1-200-3	900 x 600 Metal, Reflective Diamond Grade, Swing Stand & Sign
ZT1-200-3	900 x 600 Metal, Reflective Diamond Grade, Sign Only

DETOUR (TEXT WITH BLANK SPACE FOR MAGNET)




CODE	DETAILS
SST1-6-BLK	900 x 600mm Metal, Class 1 Reflective, Swing Stand & Sign
ZT1-6-BLK	900 x 600mm Metal, Class 1 Reflective, Sign Only

POWERLINE WORKS IN PROGRESS



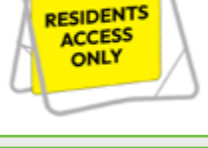
CODE	DETAILS
SST4-5	900 x 600mm Metal, Class 1 Yellow Reflective, Swing Stand & Sign
ZT4-5	900 x 600mm Metal, Class 1 Yellow Reflective, Sign Only

WEED SPRAYING IN PROGRESS




CODE	DETAILS
SST-WSP	900 x 600mm Metal, Class 1 Reflective, Swing Stand & Sign
ZT-WSP	900 x 600mm Metal, Class 1 Reflective, Sign Only

RESIDENTS ACCESS ONLY




CODE	DETAILS
SST-RAO	900 x 600mm Metal, Class 1 Reflective, Swing Stand & Sign
ZT_RA0	900 x 600mm Metal, Class 1 Reflective, Sign Only

60 ROADWORK (SPEED LIMIT)




CODE	DETAILS
SSR4-212A.60	900 x 600mm Metal, Class 1 Reflective, Swing Stand & Sign
ZR4-212A.60	900 x 600mm Metal, Class 1 Reflective, Sign Only

ROADWORK ON SIDE ROAD




CODE	DETAILS
SST1-25	900 x 600mm Metal, Class 1 Reflective, Swing Stand & Sign
ZT1-25	900 x 600mm Metal, Class 1 Reflective, Sign Only

STOCK AHEAD (SHEEP & CATTLE PICTO)




CODE	DETAILS
SST1-19C	600 x 600mm Metal, Reflective Diamond Grade, Swing Stand & Sign
ZT1-19C	600 x 600mm Metal, Reflective Diamond Grade, Sign Only

ROADWORK SPEED LIMITS ENFORCED




CODE	DETAILS
SST4-216A	900 x 600mm Metal, Reflective Diamond Grade, Swing Stand & Sign
ZT4-216	900 x 600mm Metal, Reflective Diamond Grade, Sign Only

SWING STAND 900 X 600




CODE	DETAILS
SS9060-200	900 x 600mm Metal

TRUCKS TURNING




CODE	DETAILS
SST2-TT	900 x 600mm Metal, Reflective Diamond Grade, Swing Stand & Sign
ZT2-TT	900 x 600mm Metal, Reflective Diamond Grade, Sign Only

WATER OVER ROAD




CODE	DETAILS
SST2-13	900 x 600mm Metal, Class 1 Reflective, Swing Stand & Sign
ZT2-13	900 x 600mm Metal, Class 1 Reflective, Sign Only

TREE WORK IN PROGRESS



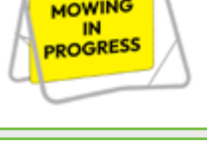
CODE	DETAILS
SST-TWP	900 x 600mm Metal, Class 1 Reflective, Swing Stand & Sign
ZT-TWP	900 x 600mm Metal, Class 1 Reflective, Sign Only

40 ROADWORK (SPEED LIMIT)




CODE	DETAILS
SSR4-212A.40	900 x 600mm Metal, Class 1 Reflective, Swing Stand & Sign
ZR4-212A.40	900 x 600mm Metal, Class 1 Reflective, Sign Only

MOWING IN PROGRESS




CODE	DETAILS
SST2-MPA	900 x 600mm Metal, Class 1 Reflective, Swing Stand & Sign
ZT2-MPA	900 x 600mm Metal, Class 1 Reflective, Sign Only

STOCK AHEAD SIGN (SHEEP & CATTLE PICTO + AHEAD TEXT)




CODE	DETAILS
NA1082	900 x 600mm Metal, Reflective Diamond Grade, Swing Stand & Sign
ZT1-19A	900 x 600mm Metal, Reflective Diamond Grade, Sign Only

PUBLIC EVENT




CODE	DETAILS
SST2-PEA	900 x 600mm Metal, Class 1 Reflective, Swing Stand & Sign
ZT2-PEA	900 x 600mm Metal, Class 1 Reflective, Sign Only

SWING STAND 600 X 600



CODE	DETAILS
SS6060-200	600 x 600mm Metal

SWING STAND 1200 X 900



CODE	DETAILS
SS12090-200	1200 x 900mm Metal



	CODE	DETAILS
BOILER FEED WATER	PML100 PMM100	50 x 400, Pack/10 Self Adhesive 30 x 380, Pack/10 Self Adhesive
CHILLED WATER	PML101 PMM101	50 x 400, Pack/10 Self Adhesive 30 x 380, Pack/10 Self Adhesive
CIRCULATING WATER	PML102 PMM102	50 x 400, Pack/10 Self Adhesive 30 x 380, Pack/10 Self Adhesive
COLD WATER	PML103 PMM103	50 x 400, Pack/10 Self Adhesive 30 x 380, Pack/10 Self Adhesive
COOLING WATER	PML104 PMM104	50 x 400, Pack/10 Self Adhesive 30 x 380, Pack/10 Self Adhesive
DISTILLED WATER	PML105 PMM105	50 x 400, Pack/10 Self Adhesive 30 x 380, Pack/10 Self Adhesive
DOMESTIC HOT WATER	PML106 PMM106	50 x 400, Pack/10 Self Adhesive 30 x 380, Pack/10 Self Adhesive
DOMESTIC WATER	PML107 PMM107	50 x 400, Pack/10 Self Adhesive 30 x 380, Pack/10 Self Adhesive
DRAIN WATER	PML108 PMM108	50 x 400, Pack/10 Self Adhesive 30 x 380, Pack/10 Self Adhesive
DRINKING WATER	PML109 PMM109	50 x 400, Pack/10 Self Adhesive 30 x 380, Pack/10 Self Adhesive
RECYCLED WATER DO NOT DRINK	PML110 PMM110	50 x 400, Pack/10 Self Adhesive 30 x 380, Pack/10 Self Adhesive
FEED WATER	PML111 PMM111	50 x 400, Pack/10 Self Adhesive 30 x 380, Pack/10 Self Adhesive
FRESH WATER	PML112 PMM112	50 x 400, Pack/10 Self Adhesive 30 x 380, Pack/10 Self Adhesive
HEATING WATER	PML113 PMM113	50 x 400, Pack/10 Self Adhesive 30 x 380, Pack/10 Self Adhesive
HOT WATER	PML114 PMM114	50 x 400, Pack/10 Self Adhesive 30 x 380, Pack/10 Self Adhesive
NON-POTABLE WATER	PML115 PMM115	50 x 400, Pack/10 Self Adhesive 30 x 380, Pack/10 Self Adhesive
OVERFLOW	PML116 PMM116	50 x 400, Pack/10 Self Adhesive 30 x 380, Pack/10 Self Adhesive
POTABLE WATER	PML117 PMM117	50 x 400, Pack/10 Self Adhesive 30 x 380, Pack/10 Self Adhesive
TREATED WATER	PML118 PMM118	50 x 400, Pack/10 Self Adhesive 30 x 380, Pack/10 Self Adhesive
WASTE WATER	PML119 PMM119	50 x 400, Pack/10 Self Adhesive 30 x 380, Pack/10 Self Adhesive



	CODE	DETAILS
STORM WATER	PML162 PMM162	50 x 400, Pack/10 Self Adhesive 30 x 380, Pack/10 Self Adhesive
HOT WATER FLOW	PML163 PMM163	50 x 400, Pack/10 Self Adhesive 30 x 380, Pack/10 Self Adhesive
COLD WATER FLOW	PML164 PMM164	50 x 400, Pack/10 Self Adhesive 30 x 380, Pack/10 Self Adhesive
HOT WATER RETURN	PML165 PMM165	50 x 400, Pack/10 Self Adhesive 30 x 380, Pack/10 Self Adhesive
COLD WATER RETURN	PML166 PMM166	50 x 400, Pack/10 Self Adhesive 30 x 380, Pack/10 Self Adhesive
DOMESTIC COLD	PML167 PMM167	50 x 400, Pack/10 Self Adhesive 30 x 380, Pack/10 Self Adhesive
CHILLED WATER FLOW	PML168 PMM168	50 x 400, Pack/10 Self Adhesive 30 x 380, Pack/10 Self Adhesive
CHILLED WATER RETURN	PML169 PMM169	50 x 400, Pack/10 Self Adhesive 30 x 380, Pack/10 Self Adhesive
CONDENSATE	PML170 PMM170	50 x 400, Pack/10 Self Adhesive 30 x 380, Pack/10 Self Adhesive
CONDENSER WATER	PML171 PMM171	50 x 400, Pack/10 Self Adhesive 30 x 380, Pack/10 Self Adhesive
DOMESTIC HOT WATER FLOW	PML172 PMM172	50 x 400, Pack/10 Self Adhesive 30 x 380, Pack/10 Self Adhesive
DOMESTIC HOT WATER RETURN	PML173 PMM173	50 x 400, Pack/10 Self Adhesive 30 x 380, Pack/10 Self Adhesive
HEATING HOT WATER	PML174 PMM174	50 x 400, Pack/10 Self Adhesive 30 x 380, Pack/10 Self Adhesive
GREY WATER	PML175 PMM175	50 x 400, Pack/10 Self Adhesive 30 x 380, Pack/10 Self Adhesive
HEATING WATER FLOW	PML176 PMM176	50 x 400, Pack/10 Self Adhesive 30 x 380, Pack/10 Self Adhesive
HEATING WATER RETURN	PML177 PMM177	50 x 400, Pack/10 Self Adhesive 30 x 380, Pack/10 Self Adhesive
SYPHONIC	PML178 PMM178	50 x 400, Pack/10 Self Adhesive 30 x 380, Pack/10 Self Adhesive
NON-POTABLE HOT WATER	PML181 PMM181	50 x 400, Pack/10 Self Adhesive 30 x 380, Pack/10 Self Adhesive
RECYCLED WATER	PML205 PMM205	50 x 400, Pack/10 Self Adhesive 30 x 380, Pack/10 Self Adhesive
DRAIN	PML206 PMM206	50 x 400, Pack/10 Self Adhesive 30 x 380, Pack/10 Self Adhesive



Code	Details
PML207 PMM207	50 x 400, Pack/10 Self Adhesive 30 x 380, Pack/10 Self Adhesive
PML208 PMM208	50 x 400, Pack/10 Self Adhesive 30 x 380, Pack/10 Self Adhesive
PML209 PMM209	50 x 400, Pack/10 Self Adhesive 30 x 380, Pack/10 Self Adhesive
PML210 PMM210	50 x 400, Pack/10 Self Adhesive 30 x 380, Pack/10 Self Adhesive
PML211 PMM211	50 x 400, Pack/10 Self Adhesive 30 x 380, Pack/10 Self Adhesive
PML212 PMM212	50 x 400, Pack/10 Self Adhesive 30 x 380, Pack/10 Self Adhesive
PML213 PMM213	50 x 400, Pack/10 Self Adhesive 30 x 380, Pack/10 Self Adhesive
PML214 PMM214	50 x 400, Pack/10 Self Adhesive 30 x 380, Pack/10 Self Adhesive
PML215 PMM215	50 x 400, Pack/10 Self Adhesive 30 x 380, Pack/10 Self Adhesive
PML120 PMM120	50 x 400, Pack/10 Self Adhesive 30 x 380, Pack/10 Self Adhesive
PML121 PMM121	50 x 400, Pack/10 Self Adhesive 30 x 380, Pack/10 Self Adhesive
PML122 PMM122	50 x 400, Pack/10 Self Adhesive 30 x 380, Pack/10 Self Adhesive
PML188 PMM188	50 x 400, Pack/10 Self Adhesive 30 x 380, Pack/10 Self Adhesive
PML189 PMM189	50 x 400, Pack/10 Self Adhesive 30 x 380, Pack/10 Self Adhesive
PML130 PMM130	50 x 400, Pack/10 Self Adhesive 30 x 380, Pack/10 Self Adhesive
PML123 PMM123	50 x 400, Pack/10 Self Adhesive 30 x 380, Pack/10 Self Adhesive
PML124 PMM124	50 x 400, Pack/10 Self Adhesive 30 x 380, Pack/10 Self Adhesive
PML125 PMM125	50 x 400, Pack/10 Self Adhesive 30 x 380, Pack/10 Self Adhesive
PML126 PMM126	50 x 400, Pack/10 Self Adhesive 30 x 380, Pack/10 Self Adhesive
PML127 PMM127	50 x 400, Pack/10 Self Adhesive 30 x 380, Pack/10 Self Adhesive



Code	Details
PML128 PMM128	50 x 400, Pack/10 Self Adhesive 30 x 380, Pack/10 Self Adhesive
PML129 PMM129	50 x 400, Pack/10 Self Adhesive 30 x 380, Pack/10 Self Adhesive
PML137 PMM137	50 x 400, Pack/10 Self Adhesive 30 x 380, Pack/10 Self Adhesive
PML182 PMM182	50 x 400, Pack/10 Self Adhesive 30 x 380, Pack/10 Self Adhesive
PML185 PMM185	50 x 400, Pack/10 Self Adhesive 30 x 380, Pack/10 Self Adhesive
PML186 PMM186	50 x 400, Pack/10 Self Adhesive 30 x 380, Pack/10 Self Adhesive
PML136 PMM136	50 x 400, Pack/10 Self Adhesive 30 x 380, Pack/10 Self Adhesive
PML131 PMM131	50 x 400, Pack/10 Self Adhesive 30 x 380, Pack/10 Self Adhesive
PML132 PMM132	50 x 400, Pack/10 Self Adhesive 30 x 380, Pack/10 Self Adhesive
PML133 PMM133	50 x 400, Pack/10 Self Adhesive 30 x 380, Pack/10 Self Adhesive
PML134 PMM134	50 x 400, Pack/10 Self Adhesive 30 x 380, Pack/10 Self Adhesive
PML195 PMM195	50 x 400, Pack/10 Self Adhesive 30 x 380, Pack/10 Self Adhesive
PML138 PMM138	50 x 400, Pack/10 Self Adhesive 30 x 380, Pack/10 Self Adhesive
PML139 PMM139	50 x 400, Pack/10 Self Adhesive 30 x 380, Pack/10 Self Adhesive
PML140 PMM140	50 x 400, Pack/10 Self Adhesive 30 x 380, Pack/10 Self Adhesive
PML141 PMM141	50 x 400, Pack/10 Self Adhesive 30 x 380, Pack/10 Self Adhesive
PML142 PMM142	50 x 400, Pack/10 Self Adhesive 30 x 380, Pack/10 Self Adhesive
PML193 PMM193	50 x 400, Pack/10 Self Adhesive 30 x 380, Pack/10 Self Adhesive
PML192 PMM192	50 x 400, Pack/10 Self Adhesive 30 x 380, Pack/10 Self Adhesive
PML194 PMM194	50 x 400, Pack/10 Self Adhesive 30 x 380, Pack/10 Self Adhesive



CODE	DETAILS
PML191 PMM191	50 x 400, Pack/10 Self Adhesive 30 x 380, Pack/10 Self Adhesive
PML147 PMM147	50 x 400, Pack/10 Self Adhesive 30 x 380, Pack/10 Self Adhesive
PML184 PMM184	50 x 400, Pack/10 Self Adhesive 30 x 380, Pack/10 Self Adhesive
PML149 PMM149	50 x 400, Pack/10 Self Adhesive 30 x 380, Pack/10 Self Adhesive
PML148 PMM148	50 x 400, Pack/10 Self Adhesive 30 x 380, Pack/10 Self Adhesive
PML216 PMM216	50 x 400, Pack/10 Self Adhesive 30 x 380, Pack/10 Self Adhesive
PML150 PMM150	50 x 400, Pack/10 Self Adhesive 30 x 380, Pack/10 Self Adhesive
PML151 PMM151	50 x 400, Pack/10 Self Adhesive 30 x 380, Pack/10 Self Adhesive
PML155 PMM155	50 x 400, Pack/10 Self Adhesive 30 x 380, Pack/10 Self Adhesive
PML156 PMM156	50 x 400, Pack/10 Self Adhesive 30 x 380, Pack/10 Self Adhesive
PML179 PMM179	50 x 400, Pack/10 Self Adhesive 30 x 380, Pack/10 Self Adhesive
PML183 PMM183	50 x 400, Pack/10 Self Adhesive 30 x 380, Pack/10 Self Adhesive
PML153 PMM153	50 x 400, Pack/10 Self Adhesive 30 x 380, Pack/10 Self Adhesive
PML152 PMM152	50 x 400, Pack/10 Self Adhesive 30 x 380, Pack/10 Self Adhesive
PML154 PMM154	50 x 400, Pack/10 Self Adhesive 30 x 380, Pack/10 Self Adhesive
PML144 PMM144	50 x 400, Pack/10 Self Adhesive 30 x 380, Pack/10 Self Adhesive
PML143 PMM143	50 x 400, Pack/10 Self Adhesive 30 x 380, Pack/10 Self Adhesive
PML146 PMM146	50 x 400, Pack/10 Self Adhesive 30 x 380, Pack/10 Self Adhesive
PML145 PMM145	50 x 400, Pack/10 Self Adhesive 30 x 380, Pack/10 Self Adhesive
PML196 PMM196	50 x 400, Pack/10 Self Adhesive 30 x 380, Pack/10 Self Adhesive



CODE	DETAILS
PML190 PMM190	50 x 400, Pack/10 Self Adhesive 30 x 380, Pack/10 Self Adhesive
PML202 PMM202	50 x 400, Pack/10 Self Adhesive 30 x 380, Pack/10 Self Adhesive
PML201 PMM201	50 x 400, Pack/10 Self Adhesive 30 x 380, Pack/10 Self Adhesive
PML203 PMM203	50 x 400, Pack/10 Self Adhesive 30 x 380, Pack/10 Self Adhesive
PML204 PMM204	50 x 400, Pack/10 Self Adhesive 30 x 380, Pack/10 Self Adhesive
PML158 PMM158	50 x 400, Pack/10 Self Adhesive 30 x 380, Pack/10 Self Adhesive
PML157 PMM157	50 x 400, Pack/10 Self Adhesive 30 x 380, Pack/10 Self Adhesive
PML160 PMM160	50 x 400, Pack/10 Self Adhesive 30 x 380, Pack/10 Self Adhesive
PML159 PMM159	50 x 400, Pack/10 Self Adhesive 30 x 380, Pack/10 Self Adhesive
PML180 PMM180	50 x 400, Pack/10 Self Adhesive 30 x 380, Pack/10 Self Adhesive
PML161 PMM161	50 x 400, Pack/10 Self Adhesive 30 x 380, Pack/10 Self Adhesive
PML197 PMM197	50 x 400, Pack/10 Self Adhesive 30 x 380, Pack/10 Self Adhesive
PML187 PMM187	50 x 400, Pack/10 Self Adhesive 30 x 380, Pack/10 Self Adhesive
PML199 PMM199	50 x 400, Pack/10 Self Adhesive 30 x 380, Pack/10 Self Adhesive
PML200 PMM200	50 x 400, Pack/10 Self Adhesive 30 x 380, Pack/10 Self Adhesive
PML198 PMM198	50 x 400, Pack/10 Self Adhesive 30 x 380, Pack/10 Self Adhesive



ROADWORK AHEAD

CODE	DETAILS
ND1001	1200 x 300mm Corflute Class 1 Reflective

ROADWORK AHEAD

ON SIDE ROAD

CODE	DETAILS
ND1003	1200 x 300mm Corflute Class 1 Reflective

ON SIDE ROAD

DETOUR (LEFT ARROW)

CODE	DETAILS
ND1005	1200 x 300mm Corflute Class 1 Reflective

← DETOUR

DETOUR (ARROW UP)

CODE	DETAILS
ND1007	1200 x 300mm Corflute Class 1 Reflective

DETOUR ↑

PEDESTRIANS (LEFT ARROW)

CODE	DETAILS
ND1009	1200 x 300mm Corflute Class 1 Reflective

← PEDESTRIANS

MERGE RIGHT

CODE	DETAILS
ND1011	1200 x 300mm Corflute Class 1 Reflective

MERGE RIGHT

PREPARE TO STOP

CODE	DETAILS
ND1013	1200 x 300mm Corflute Class 1 Reflective

PREPARE TO STOP

END ROAD WORK

CODE	DETAILS
ND1015	1200 x 300mm Corflute Class 1 Reflective

END ROADWORK

ROAD CLOSED

CODE	DETAILS
ND1002	1200 x 300mm Corflute Class 1 Reflective

ROAD CLOSED

AHEAD

CODE	DETAILS
ND1004	1200 x 300mm Corflute Class 1 Reflective

AHEAD

DETOUR (RIGHT ARROW)

CODE	DETAILS
ND1006	1200 x 300mm Corflute Class 1 Reflective

DETOUR →

PEDESTRIANS (ARROW UP)

CODE	DETAILS
ND1008	1200 x 300mm Corflute Class 1 Reflective

PEDESTRIANS ↑

PEDESTRIANS (RIGHT ARROW)

CODE	DETAILS
ND1010	1200 x 300mm Corflute Class 1 Reflective

PEDESTRIANS →

MERGE LEFT

CODE	DETAILS
ND1012	1200 x 300mm Corflute Class 1 Reflective

MERGE LEFT

DRIVE SAFELY

CODE	DETAILS
ND1014	1200 x 300mm Corflute Class 1 Reflective

DRIVE SAFELY

REDUCE SPEED

CODE	DETAILS
ND1016	1200 x 300mm Corflute Class 1 Reflective

REDUCE SPEED

DO NOT OVERTAKE

CODE	DETAILS
ND1017	1200 x 300 Corflute Class 1 Reflective

DO NOT OVERTAKE

NEXT 2KM

CODE	DETAILS
ND1042	1200 x 300 Corflute Class 1 Reflective

NEXT 2KM

ROAD SURFACING

CODE	DETAILS
ND1043	1200 x 300 Corflute Class 1 Reflective

ROAD SURFACING

DETOUR AHEAD

CODE	DETAILS
ND3002	1200 x 600 Corflute Class 1 Reflective

DETOUR AHEAD

ROAD CLOSED

CODE	DETAILS
ND3003	1200 x 600 Corflute Class 1 Reflective

ROAD CLOSED

USE OTHER FOOTPATH

CODE	DETAILS
ND2001	600 x 600 Corflute Class 1 Reflective

USE OTHER FOOTPATH

PEDESTRIANS WATCH YOUR STEP

CODE	DETAILS
ND2002	600 x 600 Corflute Class 1 Reflective

PEDESTRIANS WATCH YOUR STEP

ROAD PLANT AHEAD

CODE	DETAILS
ND2048	600 x 600 Corflute Class 1 Reflective

ROAD PLANT AHEAD

LOOSE STONES

CODE	DETAILS
ND1041	1200 x 300 Corflute Class 1 Reflective

LOOSE STONES

ROADWORK

CODE	DETAILS
ND1023	1200 x 300 Corflute Class 1 Reflective

ROADWORK

ROADWORK AHEAD

CODE	DETAILS
ND3001	1200 x 600 Corflute Class 1 Reflective

ROADWORK AHEAD

ROADWORKS

CODE	DETAILS
ND3521	1200 x 600 Corflute Class 1 Reflective

ROADWORKS

ROAD CLOSED

CODE	DETAILS
ND2141	600 x 600 Corflute Class 1 Reflective

ROAD CLOSED

FOOTPATH CLOSED

CODE	DETAILS
ND2026	600 x 600 Corflute Class 1 Reflective

FOOTPATH CLOSED

WATCH YOUR STEP

CODE	DETAILS
ND2027	600 x 600 Corflute Class 1 Reflective

WATCH YOUR STEP

POSSIBLE DELAY

CODE	DETAILS
ND2151	600 x 600 Corflute Class 1 Reflective

POSSIBLE DELAY



NEW SURFACE

NEW SURFACE

CODE	DETAILS
ND1024	600 x 600mm Corflute Class 1 Reflective

SOFT EDGES

SOFT EDGES

CODE	DETAILS
ND2151	600 x 600mm Corflute Class 1 Reflective

WATER OVER ROAD

WATER OVER ROAD

CODE	DETAILS
ND2073	600 x 600mm Corflute Class 1 Reflective

SLOW DOWN

SLOW DOWN

CODE	DETAILS
ND2153	600 x 600mm Corflute Class 1 Reflective

PREPARE TO STOP

PREPARE TO STOP

CODE	DETAILS
ND2028	600 x 600mm Corflute Class 1 Reflective

END ROAD WORK

END ROAD WORK

CODE	DETAILS
ND2003	600 x 600mm Corflute Class 1 Reflective

ROAD WORK AHEAD

ROAD WORK AHEAD

CODE	DETAILS
ND2004	600 x 600mm Corflute Class 1 Reflective

SLIPPERY SURFACE (PICTO)

SLIPPERY SURFACE (PICTO)

CODE	DETAILS
ND2005	600 x 600mm Corflute Class 1 Reflective

LOOSE SURFACE (PICTO)

LOOSE SURFACE (PICTO)

CODE	DETAILS
ND2006	600 x 600mm Corflute Class 1 Reflective

LOOSE SURFACE (TEXT)

LOOSE SURFACE

CODE	DETAILS
ND2006	600 x 600mm Corflute Class 1 Reflective

LOOSE STONES (TEXT)

LOOSE STONES

CODE	DETAILS
ND2154	600 x 600mm Corflute Class 1 Reflective

ROUGH SURFACE (TEXT)

ROUGH SURFACE

CODE	DETAILS
ND2055	600 x 600mm Corflute Class 1 Reflective

NO LINES MARKED (TEXT)

NO LINES MARKED

CODE	DETAILS
ND2054	600 x 600mm Corflute Class 1 Reflective

NO LINES (TEXT)

NO LINES

CODE	DETAILS
ND2155	600 x 600mm Corflute Class 1 Reflective

NEW WORK, NO LINES MARKED (TEXT)

NEW WORK NO LINES MARKED

CODE	DETAILS
ND2032	600 x 600mm Corflute Class 1 Reflective

SYMBOLIC MEN AT WORK (PICTO)

SYMBOLIC MEN AT WORK (PICTO)

CODE	DETAILS
ND2024	600 x 600mm Corflute, Fluoro Diamond Grade Reflective

SYMBOLIC STOP/SLOW MAN (PICTO)

SYMBOLIC STOP/SLOW MAN (PICTO)

CODE	DETAILS
ND2053	600 x 600mm Corflute, Fluoro Diamond Grade Reflective

SYMBOLIC FLAGMAN (PICTO)

SYMBOLIC FLAGMAN (PICTO)

CODE	DETAILS
ND2156	600 x 600mm Corflute, Fluoro Diamond Grade Reflective

NO RIGHT TURN (PICTO)

NO RIGHT TURN (PICTO)

CODE	DETAILS
ND2018	600 x 600mm Corflute Class 1 Reflective

NO LEFT TURN (PICTO)

NO LEFT TURN (PICTO)

CODE	DETAILS
ND2017	600 x 600mm Corflute Class 1 Reflective

CHEVRON

CHEVRON

CODE	DETAILS
ND2008	600 x 600mm Corflute Class 1 Reflective

ONE WAY ONLY

ONE WAY ONLY

CODE	DETAILS
ND2019	600 x 600mm Corflute Class 1 Reflective

TRUCK PICTO (FACING LEFT)

TRUCK PICTO (FACING LEFT)

CODE	DETAILS
ND2021-L	600 x 600mm Corflute Class 1 Reflective

TRUCK PICTO (FACING RIGHT)

TRUCK PICTO (FACING RIGHT)

CODE	DETAILS
ND2021-R	600 x 600mm Corflute Class 1 Reflective

NO ROAD

NO ROAD

CODE	DETAILS
ND2022	600 x 600mm Corflute Class 1 Reflective

LOCAL TRAFFIC ONLY

LOCAL TRAFFIC ONLY

CODE	DETAILS
ND2023	600 x 600mm Corflute Class 1 Reflective

ON SIDE ROAD

ON SIDE ROAD

CODE	DETAILS
ND2025	600 x 600mm Corflute Class 1 Reflective

TRAFFIC SIGNALS

TRAFFIC SIGNALS

CODE	DETAILS
ND2062	600 x 600mm Corflute Class 1 Reflective

TREE WORK IN PROGRESS

TREE WORK IN PROGRESS

CODE	DETAILS
ND2047	600 x 600mm Corflute Class 1 Reflective

TREE FELLING IN PROGRESS

TREE FELLING IN PROGRESS

CODE	DETAILS
ND2157	600 x 600mm Corflute Class 1 Reflective

THANK YOU

THANK YOU

CODE	DETAILS
ND2158	600 x 600mm Corflute Class 1 Reflective

GRASS CUTTING

GRASS CUTTING

CODE	DETAILS
ND2057	600 x 600mm Corflute Class 1 Reflective



GRASS CUTTING IN PROGRESS

GRASS CUTTING IN PROGRESS

CODE	DETAILS
ND2159	600 x 600mm Corflute Class 1 Reflective

MOWING AHEAD

MOWING AHEAD


CODE	DETAILS
ND1018	600 x 600mm Corflute Class 1 Reflective

MOWING IN PROGRESS

MOWING IN PROGRESS

CODE	DETAILS
ND2160	600 x 600mm Corflute Class 1 Reflective

MOWING IN PROGRESS (SYMBOLIC)




CODE	DETAILS
ND2161	600 x 600mm Corflute Class 1 Reflective

MOWING NEXT

MOWING NEXT


CODE	DETAILS
ND2162	600 x 600mm Corflute Class 1 Reflective

LANE STATUS (LEFT LANE OPEN, RIGHT LANE CLOSED)




CODE	DETAILS
ND2051	600 x 600mm Corflute Class 1 Reflective

LANE STATUS (RIGHT LANE OPEN, LEFT LANE CLOSED)




CODE	DETAILS
ND2050	600 x 600mm Corflute Class 1 Reflective

LANE STATUS (LANE CLOSED T BAR)




CODE	DETAILS
ND2064	600 x 600mm Corflute Class 1 Reflective

LANE STATUS (THROUGH ARROW)




CODE	DETAILS
ND2065	600 x 600mm Corflute Class 1 Reflective

20 KM/H




CODE	DETAILS
ND2163	600 x 600mm Corflute Class 1 Reflective

30 KM/H




CODE	DETAILS
ND2164	600 x 600mm Corflute Class 1 Reflective

40 KM/H




CODE	DETAILS
ND2009	600 x 600mm Corflute Class 1 Reflective

50 KM/H




CODE	DETAILS
ND2010	600 x 600mm Corflute Class 1 Reflective

60 KM/H




CODE	DETAILS
ND2011	600 x 600mm Corflute Class 1 Reflective

70 KM/H




CODE	DETAILS
ND2012	600 x 600mm Corflute Class 1 Reflective

80 KM/H




CODE	DETAILS
ND2013	600 x 600mm Corflute Class 1 Reflective

90 KM/H




CODE	DETAILS
ND2014	600 x 600mm Corflute Class 1 Reflective

100 KM/H




CODE	DETAILS
ND2015	600 x 600mm Corflute Class 1 Reflective

110 KM/H




CODE	DETAILS
ND2016	600 x 600mm Corflute Class 1 Reflective

40 KM/H AHEAD




CODE	DETAILS
ND2049-40	600 x 600mm Corflute Class 1 Reflective

60 KM/H AHEAD




CODE	DETAILS
ND2049-60	600 x 600mm Corflute Class 1 Reflective

END 40 KM/H




CODE	DETAILS
ND2044-40	600 x 600mm Corflute Class 1 Reflective

END 50 KM/H




CODE	DETAILS
ND2165	600 x 600mm Corflute Class 1 Reflective

END 60 KM/H



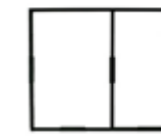
CODE	DETAILS
ND2044-60	600 x 600mm Corflute Class 1 Reflective

BLANK YELLOW




CODE	DETAILS
ND2081	600 x 600mm Corflute Class 1 Reflective

MULTI MESSAGE FRAME



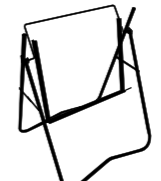
CODE	DETAILS
ND4002	1200 x 900mm (Fits 2 x 900 x 600mm)

MULTI MESSAGE FRAME




CODE	DETAILS
ND4001	1200 x 900mm (Fits 2 x 600 x 600mm & 1 x 1200 x 300mm)

CORFLUTE SWING FRAME




CODE	DETAILS
ND4021	600 x 600mm (Fits 1 x 600x600mm)

BI POD LEGS, FOLDING




CODE	DETAILS
NB1031	Folding Bi Pod Legs

BI POD LEGS, FIXED




CODE	DETAILS
NB1032	Fixed Bi Pod Legs

SIGN WEIGHT BAGS



CODE	DETAILS
ND4041-06	6kgs


FLUORO MULTI MESSAGE FLAG



CODE	DETAILS
ND4011	300 x 300mm Dowel

WHITE BANNER MESH, 1600MM X 50M, HEMMED & EYELETED



- Banner mesh is a premium quality printed mesh product
- It is more opaque than shadecloth, and visually superior when printed on
- Perfect for sites with high exposure
- Roll size 1600mm x 20m
- Reinforced edging with eyelets every 500mm
- Custom sized rolls available, please enquire



CODE	DETAILS
GD2006	1500mm x 20mm, Hemmed & Eyeleted

1800MM X 50M WHITE OPEN WEAVE BANNER MESH, ROPE FINISH


- Open weave banner mesh is a premium quality printed mesh product suitable for high wind areas
- Visually superior than shadecloth when printed on, but with 50% airflow it is suitable for windy sites
- Perfect for sites with high exposure
- Roll size 1600mm x 50m
- Rope edging



CODE	DETAILS
GD2017	1600mm x 50m, Rope Finish

70% SHADE CLOTH, 1800MM X 50M WITH DIGITAL PRINTING

- Printed shadecloth is a cost effective way to wrap a site and promote your company
- Controls dust, debris and provides shade with a 70% UV blockout
- Roll size 1800mm x 10m
- Custom sized rolls available, please enquire



CODE	DETAILS
GD2101	70% Shade Cloth, 1800mm x 10m With Digital Printing

“We are always here to help.”

we get it.

We have a wide range of banner materials and finishes available. Contact our team on 1800 77 22 91 to discuss which options will best suit your needs.



MARKET YOUR BUSINESS THROUGH PROJECT SIGNAGE

Many sites are now required to have project signage that states what the job is about and who is responsible.

This is a great opportunity for you to market your business!

INSERT YOUR LOGO & BUSINESS INFO

NOTICE ABOUT BUILDING WORK

DANGER

CONSTRUCTION SITE

THIS PROTECTIVE EQUIPMENT MUST BE WORN ON THIS SITE

Safety Helmet, Safety Footwear, Hi-Visibility Protective Clothing

SITE ADDRESS
Street address, Block, Section, Suburb

DESCRIPTION OF WORK
Stages of work, DA, DA exempt, Not determined

LICENSED BUILDER
Name, ACT Licence no., Phone, NSW Licence no., Email, ACN no.

BUILDING CERTIFIER
Name, Licence no., Phone, ACN no., Email

PRINCIPAL CONTRACTOR
Name, A/H phone

Site Office Location Map

INSERT YOUR LOGO & BUSINESS INFO

BLOCK | SECTION

STREET ADDRESS

DANGER

CONSTRUCTION SITE

THIS PROTECTIVE EQUIPMENT MUST BE WORN ON THIS SITE

Safety Footwear, Hi-Visibility Protective Clothing, Safety Eyewear

All workers on site are to be General Industry Inducted

GALVANISED SINGLE SIDED BRACKET



CODE NB1001
DETAILS Galvanised TD1 Single Sided Sign Bracket, To Suit 50mm NB Posts

GALVANISED DOUBLE SIDED BRACKET



CODE NB1002
DETAILS Galvanised TD2 Double Sided Sign Bracket, To Suit 50mm NB Posts

TRILOB SECURITY BOLT



CODE NB1004
DETAILS Trilob Security Bolt, M10 x 21mm, To Suit Sign Bracket

TRILOB SPANNER



CODE NB1102
DETAILS M10 Trilob Spanner

GALVANISED POST CAP



CODE NB1021
DETAILS Galvanised Post Cap, To Suit 50mm NB Posts

GALVANISED STEEL POST



CODE NB1011-3.2
DETAILS 50mm NB, 3.2m

CODE NB1011-3.9
DETAILS 50mm NB, 3.9m

ARC BRACKET



CODE NB1061-060
DETAILS ARC 60mm Bracket with Bolt, To Suit 50mm NB Posts

SOCKET SLEEVE WITH BASE PLATE



CODE NB1151
DETAILS To Suit 50mm NB Posts

METAL SPIKE POST SOCKET



CODE NB1041
DETAILS 600mm

CODE NB1042
DETAILS 450mm

Examples

Your design or ours ... work with us to promote your company!

SITE SAFETY INSPECTIONS

WEEK #

Inspector Name

Inspector Signature

Inspector Date

Inspector Title

Inspector Company

Inspector Phone

Inspector Email

Inspector Address

Inspector Postcode

Inspector State

Inspector Country

YOUR BUSINESS NAME

CONSTRUCTION SITE

UNAUTHORISED PERSONS DO NOT ENTER

Safety Footwear, Safety Eyewear, Hi-Visibility Protective Clothing

ALL VISITORS MUST REPORT TO THE SITE OFFICE

ALL SITE PERSONNEL MUST BE SITE INDUCTED BEFORE STARTING WORK ON THIS SITE

PROJECT: _____

SITE OFFICE LOCATION: _____

SITE CONTACT: _____

PROJECT MANAGER: _____

SITE MANAGER: _____

Your Custom Details here

YOUR BUSINESS NAME

PERSON IN CHARGE: _____ UHF RADIO: _____

ACCESS TO THIS SITE IS PERMITTED ONLY BY PRIOR ARRANGEMENT WITH THE PERSON IN CHARGE

CONSTRUCTION SITE UNAUTHORISED PERSONS KEEP OUT

ALCOHOL AND DRUGS NOT PERMITTED ON THIS SITE

ALL PERSONNEL ENTERING THIS SITE MUST HAVE PROOF OF COMPLETING THE FGJV SITE INDUCTION

THIS PROTECTIVE EQUIPMENT MUST BE WORN ON THIS SITE

IN CASE OF EMERGENCY CALL THE SITE MEDICAL TEAM & CONTACT THE PERSON IN CHARGE

FIRST AID

MOBILE PHONE: _____

SATELLITE PHONE: _____

UHF RADIO: _____

YOUR FARM NAME HERE

15 MAXIMUM SPEED

ALL VISITORS MUST REPORT TO SITE OFFICE PH: _____ ENTRY BY APPOINTMENT ONLY

PRIVATE PROPERTY

NO UNAUTHORISED ENTRY. NO SHOOTING, FISHING OR HUNTING

TRESPASSERS WILL BE PROSECUTED

ALL MACHINERY AND FREIGHT TRANSPORT MUST ENTER AND LEAVE SITE CLEAN

RIGHT OF WAY IS TO ALL FARM MACHINERY

SPEED LIMITS EXIST ON ALL ROADS

SAFETY IS EVERYONE'S RESPONSIBILITY

THINK SAFETY FIRST

HAZCHEM

PROTECTIVE CLOTHING MUST BE WORN WHEN THE ABOVE SIGNS ARE DISPLAYED

SURVEILLANCE CAMERAS IN USE

MACHINERY IN OPERATION

LIVESTOCK MOVEMENTS

SLOW CHILDREN

“60% of our
loyal customers
have been with
us between
5-10 years.”

we get it.

Notes



**HEAD OFFICE
LAWSON**

02 9042 4050

19 John Street,
Lawson
NSW 2783

SYDNEY

02 9042 4000

Unit 2, 2 Capicure Drive,
Eastern Creek
NSW 2766

ADELAIDE

08 7009 4930

6-8 Pambula Street,
Regency Park
SA 5010

MELBOURNE

03 9463 2580

45-49 Jutland Way,
Epping
VIC 3076

CANBERRA

02 6128 2900

37 Endurance Avenue,
Quenbeyan
NSW 2620

WAGGA WAGGA

02 6938 3900

40 Nagle Street,
Wagga Wagga
NSW 2650

www.southland.com.au

we get it.